

---

---

**UNITED STATES  
SECURITIES AND EXCHANGE COMMISSION  
WASHINGTON, DC 20549**

---

**SCHEDULE 14A**  
(Rule 14a-101)

**SCHEDULE 14A INFORMATION**

**Proxy Statement Pursuant to Section 14(a) of the  
Securities Exchange Act of 1934**

---

Filed by the Registrant

Filed by a Party other than the Registrant

Check the appropriate box:

- Preliminary Proxy Statement
- Confidential, for use of the Commission Only** (as permitted by Rule 14a-6(e)(2))
- Definitive Proxy Statement
- Definitive Additional Materials
- Soliciting Material Pursuant to Rule 14a-11(c) and Rule 14a-12

**ACADIA HEALTHCARE COMPANY, INC.**

(Name of Registrant as Specified in its Charter)

(Name of Person(s) Filing Proxy Statement, if other than the Registrant)

Payment of Filing Fee (Check the appropriate box):

- No fee required.
- Fee computed on table below per Exchange Act Rules 14a-6(i)(1) and 0-11.

(1) Title of each class of securities to which transaction applies:

---

(2) Aggregate number of securities to which transaction applies:

---

(3) Per unit price or other underlying value of transaction computed pursuant to Exchange Act Rule 0-11 (set forth the amount on which the filing fee is calculated and state how it was determined):

---

(4) Proposed maximum aggregate value of transaction:

---

(5) Total fee paid:

---

Fee paid previously with preliminary materials.

Check box if any part of the fee is offset as provided by Exchange Act Rule 0-11(a)(2) and identify the filing for which the offsetting fee was paid previously. Identify the previous filing by registration statement number, or the form or schedule and the date of its filing.

(1) Amount previously paid:

---

(2) Form, Schedule or Registration Statement No.:

---

(3) Filing party:

---

(4) Date filed:

---

---

---

**ACADIA**  
H E A L T H C A R E  
**6100 TOWER CIRCLE, SUITE 1000**  
**FRANKLIN, TENNESSEE 37067**

March 23, 2018

TO OUR STOCKHOLDERS:

You are cordially invited to attend the 2018 Annual Meeting of Stockholders (the “Annual Meeting”) of Acadia Healthcare Company, Inc., to be held on Thursday, May 3, 2018, at 9:30 a.m. (Central Time), at our executive offices located at 6100 Tower Circle, Suite 1000, Franklin, Tennessee 37067. The matters to be acted upon at the Annual Meeting are more fully described in the accompanying Proxy Statement and related materials.

In accordance with rules adopted by the Securities and Exchange Commission, we are mailing to many of our stockholders a Notice of Internet Availability of Proxy Materials instead of a paper copy of the Proxy Statement and our 2017 Annual Report to Stockholders. The Notice of Internet Availability of Proxy Materials contains instructions on how stockholders can access the proxy documents over the internet as well as how stockholders can receive a paper copy of our proxy materials, including the Proxy Statement, the 2017 Annual Report to Stockholders and a form of proxy card.

It is important that your shares be represented at the Annual Meeting. Whether or not you plan to attend the Annual Meeting, please vote by proxy as soon as possible by following the instructions located in the Notice of Internet Availability of Proxy Materials sent to you or in the Proxy Statement. If you attend the Annual Meeting, you may withdraw your proxy and vote your shares personally.

We look forward to seeing you at the Annual Meeting.

Sincerely,



Joey A. Jacobs  
*Chairman, Director and Chief Executive Officer*

**YOUR VOTE IS IMPORTANT.**  
**PLEASE COMPLETE, DATE, SIGN AND RETURN THE ENCLOSED PROXY CARD**  
**AS PROMPTLY AS POSSIBLE.**



6100 TOWER CIRCLE, SUITE 1000  
FRANKLIN, TENNESSEE 37067

**NOTICE OF ANNUAL MEETING OF STOCKHOLDERS**  
**To Be Held May 3, 2018**

TO OUR STOCKHOLDERS:

The 2018 Annual Meeting of Stockholders (the "Annual Meeting") of Acadia Healthcare Company, Inc. will be held on Thursday, May 3, 2018, at 9:30 a.m. (Central Time), at our executive offices located at 6100 Tower Circle, Suite 1000, Franklin, Tennessee 37067, for the following purposes:

- (1) To elect two nominees as Class I directors;
- (2) To approve, on a non-binding advisory basis, the compensation of our named executive officers;
- (3) To ratify the appointment of Ernst & Young LLP as our independent registered public accounting firm for the fiscal year ending December 31, 2018;
- (4) To transact any other business that properly comes before the Annual Meeting or any adjournments or postponements thereof.

The matters to be acted upon at the Annual Meeting are more fully described in the Proxy Statement and related materials. Please read the materials carefully.

The Board of Directors has fixed the close of business on March 9, 2018 as the record date for determining stockholders entitled to notice of and to vote at the Annual Meeting or any adjournments or postponements thereof.

Dated: March 23, 2018

By order of the Board of Directors,

A handwritten signature in black ink, appearing to read "JA", written over a light blue horizontal line.

Joey A. Jacobs  
*Chairman, Director and Chief Executive Officer*

**IMPORTANT**

**WHETHER OR NOT YOU PLAN TO ATTEND THE ANNUAL MEETING IN PERSON, TO ASSURE THE PRESENCE OF A QUORUM, PLEASE COMPLETE, DATE, SIGN AND RETURN THE ENCLOSED PROXY CARD AS PROMPTLY AS POSSIBLE. IF YOU ATTEND THE MEETING AND WISH TO VOTE YOUR SHARES PERSONALLY, YOU MAY DO SO AT ANY TIME BEFORE THE PROXY IS EXERCISED.**

**TABLE OF CONTENTS**

<a href="#">PROXY STATEMENT</a>	1
<a href="#">INFORMATION CONCERNING SOLICITATION AND VOTING</a>	1
<a href="#">PROPOSAL 1: ELECTION OF DIRECTORS</a>	3
<a href="#">PROPOSAL 2: NON-BINDING ADVISORY VOTE ON EXECUTIVE COMPENSATION</a>	7
<a href="#">PROPOSAL 3: RATIFICATION OF APPOINTMENT OF INDEPENDENT REGISTERED PUBLIC ACCOUNTING FIRM</a>	8
<a href="#">CORPORATE GOVERNANCE</a>	9
<a href="#">MANAGEMENT</a>	15
<a href="#">SECURITY OWNERSHIP OF CERTAIN BENEFICIAL OWNERS AND MANAGEMENT</a>	16
<a href="#">COMPENSATION DISCUSSION AND ANALYSIS</a>	19
<a href="#">COMPENSATION COMMITTEE REPORT</a>	38
<a href="#">EXECUTIVE COMPENSATION</a>	39
<a href="#">DIRECTOR COMPENSATION</a>	50
<a href="#">AUDIT COMMITTEE REPORT</a>	52
<a href="#">CERTAIN RELATIONSHIPS AND RELATED PERSON TRANSACTIONS</a>	53
<a href="#">GENERAL INFORMATION</a>	54



6100 TOWER CIRCLE, SUITE 1000  
FRANKLIN, TENNESSEE 37067

**PROXY STATEMENT**

This Proxy Statement is furnished in connection with the solicitation by the Board of Directors (the “Board” or “Board of Directors”) of Acadia Healthcare Company, Inc. (the “Company”) of proxies to be voted at the 2018 Annual Meeting of Stockholders (the “Annual Meeting”), to be held at our executive offices located at 6100 Tower Circle, Suite 1000, Franklin, Tennessee 37067, on Thursday, May 3, 2018, at 9:30 a.m. (Central Time), for the purposes set forth in the accompanying notice, and at any adjournments or postponements thereof. This Proxy Statement and the accompanying proxy are first being mailed or made available to stockholders on or about March 23, 2018.

**INFORMATION CONCERNING SOLICITATION AND VOTING**

**Record Date**

The close of business on March 9, 2018 has been fixed as the record date for the determination of stockholders entitled to vote at the Annual Meeting. As of such date, we had 180,000,000 authorized shares of common stock, \$0.01 par value per share (“Common Stock”), of which 88,273,072 shares were outstanding and entitled to vote, and 10,000,000 authorized shares of preferred stock, \$0.01 par value per share, of which no shares were outstanding. Common Stock is our only outstanding class of voting stock. Each share of Common Stock will have one vote on each matter to be voted upon at the Annual Meeting.

**Quorum Requirements**

A majority of the shares of Common Stock entitled to vote, represented in person or by proxy, is required to constitute a quorum. Abstentions and broker non-votes will be counted for purposes of determining the presence of a quorum at the Annual Meeting. If a quorum is not present at the time of the Annual Meeting, the stockholders entitled to vote, present in person or represented by proxy, shall have the power to adjourn the Annual Meeting until a quorum shall be present or represented by proxy. The Annual Meeting may be adjourned from time to time, whether or not a quorum is present, by the affirmative vote of a majority of the votes present and entitled to be cast at the Annual Meeting.

**Voting Procedures**

Whether you hold shares directly as the stockholder of record or through a broker, trustee or other nominee, as the beneficial owner, you may direct how your shares are voted without attending the Annual Meeting. If you hold shares in street name, you must vote by giving instructions to your broker or nominee. You should follow the voting instructions on any form that you receive from your broker or nominee. The availability of telephone and Internet voting for shares held in street name will depend on your broker’s or nominee’s voting process. Please refer to the instructions in the materials provided in the Notice of Internet Availability of Proxy Materials or proxy card provided to you for information on the available voting methods.

If a proxy is properly given prior to or at the Annual Meeting and not properly revoked, it will be voted in accordance with the instructions, if any, given by the stockholder. Subject to the requirements described below, if no instructions are given, each proxy will be voted:

- **FOR** the election as directors of the nominees described in this Proxy Statement;

## Table of Contents

- **FOR** the approval, on a non-binding advisory basis, of the compensation of our executive officers named in the section below entitled “EXECUTIVE COMPENSATION – Summary Compensation Table” (the “Named Executive Officers”);
- **FOR** ratification of the appointment of Ernst & Young LLP as our independent registered public accounting firm for the fiscal year ending December 31, 2018; and
- In accordance with the recommendation of the Board on any other proposal that may properly come before the Annual Meeting or any adjournment thereof.

The persons named as proxies were selected by our Board of Directors.

Without your instructions, your broker or nominee is permitted to use its own discretion and vote your shares on certain routine matters (such as Proposal 3), but is not permitted to use its discretion and vote your shares on non-routine matters (such as Proposals 1 and 2). We urge you to give voting instructions to your broker or nominee on all proposals. Shares that are not permitted to be voted by your broker or nominee are called “broker non-votes.” Broker non-votes are not considered votes for or against a proposal and, therefore, will have no direct impact on any proposal. If you abstain from voting on Proposal 1, your abstention will have no effect on the outcome of the election. If you abstain from voting on Proposals 2 or 3, your abstention will have the same legal effect as a vote against these proposals.

Stockholders who give proxies have the right to revoke them at any time before they are voted by delivering a written request to Christopher L. Howard, Esq., Executive Vice President, General Counsel and Secretary, at 6100 Tower Circle, Suite 1000, Franklin, Tennessee 37067, prior to the Annual Meeting or by submitting another proxy at a later date. The giving of the proxy will not affect the right of a stockholder to attend the Annual Meeting and vote in person.

### **Miscellaneous**

We will bear the cost of printing, mailing and other expenses in connection with this solicitation of proxies and will also reimburse brokers and other persons holding shares of Common Stock in their names or in the names of nominees for their expenses in forwarding the proxy materials to the beneficial owners of such shares. Certain of our directors, officers and employees may, without any additional compensation, solicit proxies in person or by telephone.

Our management is not aware of any matters other than those described in this Proxy Statement that may be presented for action at the Annual Meeting. If any other matters properly come before the Annual Meeting, it is intended that the proxies will be voted with respect thereto in accordance with the judgment of the person or persons voting such proxies subject to the direction of our Board of Directors.

## PROPOSAL 1: ELECTION OF DIRECTORS

### Introduction

Our Amended and Restated Certificate of Incorporation, as amended (“Certificate of Incorporation”), provides that our Board of Directors shall be divided into three classes. All classes of directors have three-year terms. The terms of our Class I directors expire at the Annual Meeting.

Our Board of Directors has nominated the individuals named below under the caption “Class I Nominees” for election as directors to serve until the annual meeting of stockholders in 2021 and their successors have been elected and take office or until their earlier death, resignation or removal. Each nominee has consented to be a candidate and to serve if elected. Proxies cannot be voted for a greater number of persons than the nominees named. In connection with the expiration of the current term of the Class I directors, we plan to reduce the size of the Board from nine to eight members effective at the Annual Meeting.

### Qualification of Directors

As described below, our Board of Directors is composed of individuals from differing backgrounds and experiences. We believe that each of our directors possesses unique qualifications, skills and attributes that complement the performance of the full Board. The experience that each has obtained from his professional background, as set forth below, has qualified him or her to serve on our Board of Directors.

### Class I Nominees

The following table shows the names, ages and principal occupations of each of the nominees designated by our Board of Directors to become directors and the year in which each nominee was first appointed or elected to the Board of Directors:

<u>Name</u>	<u>Age</u>	<u>Principal Occupation/Other Directorships</u>	<u>Director Since</u>
E. Perot Bissell	58	Since 2016, Mr. Bissell has been a Managing Partner of Egis Capital Partners, LLC, a private equity firm that invests in the security and protection industries. Mr. Bissell served as the Chairman and Chief Executive Officer of Next Generation Energy Logistics, LLC, an energy logistics development company, from 2013 to 2015. Before that, Mr. Bissell served as the Vice Chairman of Pilot Logistics Services, a provider of drilling and exploration support services, from September 2012 until July 2013. From 2006 to 2012, he served as Chief Executive Officer for Maxum Petroleum, Inc., an independent energy logistics company. Prior to that, Mr. Bissell was a Partner of Northwest Capital Appreciation, Inc., a merchant banking and private equity firm, and before that, the Co-Managing Partner and Chief Financial Officer of SLP Capital, a specialty finance company. Mr. Bissell also serves on the board of directors of Cactus Energy, LLC and has served on a number of charitable boards. Our Board believes that Mr. Bissell is qualified to serve as a director because of, among other things, his extensive corporate finance background and his general business and financial acumen.	2013
Vicky B. Gregg	63	Since November 2014, Ms. Gregg has served as Co-Founder and Partner of Guidon Partners, an investor and consultant for an array of privately held healthcare companies. She served as Chief Executive Officer of BlueCross BlueShield of Tennessee from January 2003 through the end of 2012. Ms. Gregg currently	2016



[Table of Contents](#)

<u>Name</u>	<u>Age</u>	<u>Principal Occupation/Other Directorships</u>	<u>Director Since</u>
		serves on the board of directors of Quest Diagnostics Incorporated and Landmark Healthcare, LLC. Our Board believes that Ms. Gregg is qualified to serve as a director because of, among other things, her extensive healthcare background and her general business and financial acumen.	

**Required Vote**

Our Certificate of Incorporation provides that, in an uncontested election, a nominee is elected if a majority of the votes cast by the holders of the shares of Common Stock entitled to vote in the election at a meeting at which a quorum is present are cast in favor of such nominee's election. In contested elections, directors are elected by a plurality of the votes cast. Our Certificate of Incorporation does not provide for cumulative voting, and, accordingly, the stockholders do not have cumulative voting rights with respect to the election of directors. Consequently, each stockholder may cast one vote per share of Common Stock held of record for each nominee. Abstentions and broker non-votes will have no effect on the outcome of the election. If a nominee becomes unavailable for election, shares covered by a proxy will be voted for a substitute nominee selected by our Board of Directors.

**The Board of Directors recommends that the stockholders vote FOR each of the Class I nominees.**

**Continuing Directors**

Each of the persons named below will continue to serve as a director until the annual meeting of stockholders in the year indicated and a successor is elected and takes office or until his earlier death, resignation or removal. Stockholders are not voting on the election of the Class II directors or Class III directors. The following table shows the names, ages, principal occupations and other directorships of each continuing director and the year in which each was first appointed or elected to our Board or that of our predecessor, Acadia Healthcare Company, LLC:

<u>Name</u>	<u>Age</u>	<u>Principal Occupation/Other Directorships</u>	<u>Director Since</u>
<b>Class II</b>			
<b>Term Expiring in 2019</b>			
William F. Grieco	64	Since 2008, Mr. Grieco has served as the Managing Director of Arcadia Strategies, LLC, a legal and business consulting organization servicing healthcare, science and technology companies. From 2003 to 2008, he served as Senior Vice President and General Counsel of American Science and Engineering, Inc., an x-ray inspection technology company. From 2001 to 2002, he served as Senior Vice President and General Counsel of IDX Systems Corporation, a healthcare information technology company. Previously, from 1995 to 1999, he was Senior Vice President and General Counsel for Fresenius Medical Care North America, a dialysis service and products company. Prior to that, Mr. Grieco was a partner in the Healthcare Department at Choate, Hall & Stewart, a general service law firm. Mr. Grieco previously served on the board of directors of PHC, Inc. ("PHC"). Our Board believes that Mr. Grieco is qualified to serve as a director because of, among other things, his extensive knowledge of and experience in the healthcare industry and his general business and financial acumen.	2011

## Table of Contents

<u>Name</u>	<u>Age</u>	<u>Principal Occupation/Other Directorships</u>	<u>Director Since</u>
Joey A. Jacobs	64	Mr. Jacobs serves as the Chairman of our Board and as our Chief Executive Officer. Mr. Jacobs has extensive experience in the behavioral health industry. Prior to joining the Company in 2011, he co-founded Psychiatric Solutions, Inc., a behavioral healthcare company (“PSI”) and served as Chairman, President and Chief Executive Officer of PSI from April 1997 to November 2010. Prior to founding PSI, Mr. Jacobs served for 21 years in various capacities with Hospital Corporation of America (“HCA”). Mr. Jacobs serves on the board of directors of Envision Healthcare Holdings, Inc. (NASDAQ: EVHC), Cumberland Pharmaceuticals, Inc. (NASDAQ: CPIX), Mental Health Management, Inc. and Middle Tennessee State University. Our Board believes that Mr. Jacobs is qualified to serve as a director because of, among other things, his 42 years of experience in the healthcare industry and his general business and financial acumen.	2011
Reeve B. Waud	54	Mr. Waud formed Waud Capital Partners, L.L.C. (“WCP”) in 1993 and has served as the Managing Partner of WCP since that time. Prior to founding WCP, Mr. Waud was an investment professional at Golder, Thoma, Cressey, Rauner, Inc. (“GTCR”), a private equity investment group based in Chicago, Illinois. Before joining GTCR, Mr. Waud was in the Corporate Finance Group of Salomon Brothers Inc and was a founding member of its Venture Capital Group. Mr. Waud is a trustee of St. Paul’s School in Concord, New Hampshire and is a member of the executive committee and chairman of the audit and finance committee of the John G. Shedd Aquarium. He is a member of the Northwestern Memorial HealthCare finance committee, a trustee of the Art Institute of Chicago and serves on the board of directors of The Economic Club of Chicago. In addition, Mr. Waud is a member of the Illinois State Police Merit Board which has oversight responsibility for the Illinois State Police. Our Board believes that Mr. Waud is qualified to serve as a director because of, among other things, his extensive knowledge of and experience in the healthcare industry and his general business and financial acumen. Mr. Waud was designated as a director WCP and has served as the Lead Director of the Board since April 2012.	2005
<b>Class III</b>			
<b>Term Expiring in 2020</b>			
Christopher R. Gordon	45	Mr. Gordon has been a Managing Director of Bain Capital Private Equity, LP (“BCPE”) since 2009. Prior to joining BCPE, Mr. Gordon was a consultant at Bain & Company, Inc. Mr. Gordon currently serves as a director of Beacon Health Options, Grupo Notre Dame Intermedica, Kestra Medical Technologies, Inc., Navicure, Aveanna Healthcare LLC, and Surgery Partners, Inc. (NASDAQ: SGRY). Mr. Gordon also serves on the board of directors for Year Up—Boston, the Boston Medical Center Foundation Board, and the Boston Medical Center Health Plan Board and serves as a Trustee of the Dana Farber Cancer Center. Our Board believes that Mr. Gordon is qualified to serve as a director because of, among other things, his experience in the healthcare industry and his general business and financial acumen.	2015

## [Table of Contents](#)

<u>Name</u>	<u>Age</u>	<u>Principal Occupation/Other Directorships</u>	<u>Director Since</u>
Wade D. Miquelon	53	Mr. Miquelon is the Chief Financial Officer and Executive Vice President for Jo-Ann Stores, LLC, the nation's leading fabric and craft specialty retailer. He previously served as Chief Financial Officer, Executive Vice President and President International for Walgreen Co. from June 2008 to August of 2014. From 2006 to 2008, he was Executive Vice President and Chief Financial Officer at Tyson Foods, Inc. Prior to that, Mr. Miquelon served Procter and Gamble in a number of positions of increasing responsibility. He currently serves on the Board and audit committee of the John G. Shedd Aquarium in Chicago. Our Board believes that Mr. Miquelon is qualified to serve as a director because of, among other things, his extensive knowledge and background in public accounting and finance.	2012
William M. Petrie, M.D.	71	Dr. Petrie is Professor of Clinical Psychiatry in the Department of Psychiatry at the Vanderbilt University School of Medicine, where he has served for more than 20 years. He is also Director, Vanderbilt Senior Assessment Clinic in the Department of Psychiatry at the Vanderbilt University School of Medicine. Previously, Dr. Petrie served as President and Co-Director of Research at Psychiatric Consultants, P.C., a leading psychiatry practice in Nashville, Tennessee, and Chairman, Department of Psychiatry, Parthenon Pavilion at Centennial Medical Center. Dr. Petrie served as a director for PSI, from September 2004 until November 2010. Our Board believes that Dr. Petrie is qualified to serve as a director because of, among other things, his extensive healthcare experience, particularly in the psychiatric and behavioral healthcare fields.	2012

## PROPOSAL 2: NON-BINDING ADVISORY VOTE ON EXECUTIVE COMPENSATION

The Dodd-Frank Wall Street Reform and Consumer Protection Act of 2010 (the “Dodd-Frank Act”) enables our stockholders to vote to approve, on a non-binding advisory basis, the compensation of our Named Executive Officers as described below in the sections entitled “COMPENSATION DISCUSSION AND ANALYSIS” and “EXECUTIVE COMPENSATION.” Because your vote is advisory, it will not be binding on the Board of Directors or the Compensation Committee, override any decision made by the Board of Directors or the Compensation Committee or create or imply any additional fiduciary duty of the Board of Directors or the Compensation Committee. The Compensation Committee will, however, review the voting results and take them into consideration when making future decisions regarding executive compensation.

Our executive compensation program is vital to our ability to attract, motivate and retain a highly experienced team of executives. We believe that the program is structured in a manner that supports our company and our business objectives.

In accordance with Section 14A of the Securities Exchange Act of 1934, as amended, we are asking our stockholders to indicate their support for the compensation of our Named Executive Officers disclosed in this Proxy Statement. This proposal, commonly known as a “say-on-pay” proposal, gives our stockholders the opportunity to express their views on the compensation of our Named Executive Officers. This vote is not intended to address any specific item of compensation, but rather the overall compensation of our Named Executive Officers and the philosophy, policies and practices described in this Proxy Statement. Accordingly, we ask our stockholders to vote FOR the following resolution at the Annual Meeting:

RESOLVED, that the Company’s stockholders approve, on a non-binding advisory basis, the compensation of the Named Executive Officers as disclosed in the Company’s Proxy Statement for the 2018 annual meeting of stockholders pursuant to Item 402 of Regulation S-K, including the sections entitled “COMPENSATION DISCUSSION AND ANALYSIS” and “EXECUTIVE COMPENSATION.”

Although the results of this advisory vote are not binding on the Board of Directors or the Compensation Committee, the Compensation Committee will review the voting results and take them into consideration when making future decisions regarding executive compensation.

**The Board of Directors recommends that stockholders vote FOR the resolution to approve, on a non-binding advisory basis, the compensation of our Named Executive Officers.**

**PROPOSAL 3: RATIFICATION OF APPOINTMENT OF  
INDEPENDENT REGISTERED PUBLIC ACCOUNTING FIRM**

The Audit Committee of the Board of Directors has appointed Ernst & Young LLP as our independent registered public accounting firm for the fiscal year ending December 31, 2018. Representatives of Ernst & Young LLP are expected to be present at the Annual Meeting and will have an opportunity to make a statement if they desire and will be available to respond to appropriate questions. Although ratification is not required by our Amended and Restated Bylaws, as amended (“Bylaws”), or otherwise, our Board of Directors is submitting the selection of Ernst & Young LLP to our stockholders for ratification as a matter of good corporate practice.

**Fees**

The following table presents fees for professional services rendered by Ernst & Young LLP for the audit of our annual financial statements for the years ended December 31, 2017 and 2016, and fees incurred for other services rendered by Ernst & Young LLP for such years:

	<u>2017</u>	<u>2016</u>
Audit Fees(1)	\$4,247,839	\$4,291,511
Audit-Related Fees	—	—
Tax Fees(2)	2,749,039	2,161,936
All Other Fees	—	—
<b>Total Fees</b>	<u><u>\$6,996,878</u></u>	<u><u>\$6,453,447</u></u>

(1) Primarily for the audit of our annual financial statements and the review of our quarterly financial statements, services provided in connection with registration statements filed with the SEC and acquisition due diligence services.

(2) Primarily for tax compliance services and other tax planning and tax advice services.

**Pre-approval of Auditor Services**

The charter of the Audit Committee provides that the Audit Committee must pre-approve all auditing and non-auditing services to be provided by our auditor. In addition, the Audit Committee shall have the sole authority to approve any compensation to our auditor for any approved audit or non-audit services. For 2017, all services provided by Ernst & Young LLP were pre-approved by the Audit Committee. All non-audit services were reviewed by the Audit Committee, and the Audit Committee concluded that the provision of such services by Ernst & Young LLP was compatible with the maintenance of that firm’s independence in the conduct of its auditing functions.

**Required Vote**

The affirmative vote of the holders of a majority of the shares of Common Stock present in person or represented by proxy at the Annual Meeting and entitled to vote on the matter is needed to ratify the appointment of Ernst & Young LLP as our independent registered public accounting firm for the fiscal year ending December 31, 2018. Under Delaware law, an abstention will have the same legal effect as a vote against the ratification of Ernst & Young LLP, and broker non-votes will have no effect on the outcome of the ratification of the independent registered public accounting firm. If the appointment is not ratified, the matter will be referred to the Audit Committee for further review.

**The Audit Committee and the Board of Directors recommend that the stockholders vote FOR ratification  
of the appointment of Ernst & Young LLP as our independent registered public  
accounting firm for the fiscal year ending December 31, 2018.**

## CORPORATE GOVERNANCE

### **Independence of the Board of Directors**

Our Board annually reviews the independence of all of our directors and affirmatively makes a determination as to the independence of each director based on whether such director satisfies the definition of “independent director” as set forth in the applicable rules of The NASDAQ Stock Market. Our Board has determined that all of our directors are independent directors other than Mr. Jacobs.

### **Code of Conduct and Code of Ethics for Senior Financial Officers**

Our Board of Directors has adopted a Code of Conduct which is applicable to all of our officers, employees and directors, including our Chief Executive Officer, Chief Financial Officer, the principal accounting officer or controller and all persons performing similar functions (together, the “Senior Financial Officers”). In addition, our Board has adopted a Code of Ethics that applies to the Senior Financial Officers. Both the Code of Conduct and the Code of Ethics are available on our website at [www.acadiahealthcare.com](http://www.acadiahealthcare.com) under the webpage “Investors – Corporate Governance.”

### **Committees of the Board of Directors**

Our Board of Directors has established three standing committees - a Compensation Committee, an Audit Committee and a Nominating and Governance Committee, each of which is described below.

#### ***Compensation Committee***

Our Board of Directors has appointed a Compensation Committee to assist it with executive compensation matters. The primary responsibilities and duties of the Compensation Committee are:

- Reviewing and approving for the Chief Executive Officer and other executive officers (a) the annual base salary level, (b) bonus and other annual incentives, (c) equity compensation, (d) employment agreements, severance arrangements and change in control arrangements, and (e) any other benefits, compensation, compensation policies or arrangements;
- Reviewing and making recommendations to the Board regarding the compensation policy for such other officers as directed by the Board;
- Preparing a report to be included in the annual report or proxy statement that describes: (a) the criteria on which compensation paid to the Chief Executive Officer for the last completed fiscal year is based; (b) the relationship of such compensation to our performance; and (c) the Compensation Committee’s executive compensation policies applicable to executive officers; and
- Overseeing the administration and approval of our current equity-based compensation plans and making recommendations to our Board of Directors with respect to amendments to the plans, changes in the number of shares reserved for issuance thereunder and other equity-based compensation plans proposed for adoption.

The Compensation Committee is currently composed of Ms. Gregg, Messrs. Gordon and Miquelon and Dr. Petrie, with Mr. Miquelon serving as Chairman. During 2017, the Compensation Committee held eight meetings and took action by written consent four times. The Compensation Committee has a written charter that is available on our website at [www.acadiahealthcare.com](http://www.acadiahealthcare.com) under the webpage “Investors – Corporate Governance.”

### **Audit Committee**

Our Board of Directors has appointed an Audit Committee to assist it in fulfilling its oversight responsibilities for our financial reports, systems of internal control over financial reporting and accounting policies, procedures and practices. The primary responsibilities and duties of the Audit Committee are:

- Appointing, retaining, evaluating and, when appropriate, replacing our independent registered public accounting firm, whose duty it is to audit our financial statements and our internal control over financial reporting for the fiscal year in which it is appointed;
- Determining the compensation to be paid to our independent registered public accounting firm (subject to ratification by our stockholders) and, in its sole discretion, approving all audit and engagement fees and terms and pre-approve all auditing and non-auditing services of our independent registered public accounting firm;
- Reviewing and discussing our system of internal control over financial reporting, audit procedures and the adequacy and effectiveness of our disclosure controls and procedures with management, our independent registered public accounting firm and our internal auditors;
- Reviewing the internal audit function of the Company, including the independence of its reporting obligations and the adequacy of the internal audit budget and staffing;
- Reviewing and discussing with management and our independent registered public accounting firm the audited financial statements to be included in our Annual Report on Form 10-K, the quarterly financial statements to be included in our Quarterly Reports on Form 10-Q, our disclosures under “Management’s Discussion and Analysis of Financial Condition and Results of Operations” and the selection, application and disclosure of critical accounting policies used in our financial statements;
- Reviewing and discussing with management the Company’s major risk exposures with respect to the Company’s accounting and financial reporting policies and procedures;
- Reviewing and discussing with management all existing related-party transactions and approving any proposed related-party transactions to ensure that they are in our best interest;
- Reviewing and discussing with management the quarterly earnings press releases and financial information and earnings guidance provided to analysts and rating agencies;
- Establishing and overseeing procedures for receiving, retaining and treating complaints received by the Company regarding accounting, internal accounting controls or auditing matters; and
- Reviewing and reassessing the performance of the Audit Committee and the adequacy of the Audit Committee charter adopted by our Board of Directors and recommending proposed changes to the Board.

The Audit Committee is currently composed of Messrs. Bissell and Grieco and Hartley R. Rogers, with Mr. Grieco serving as Chairman. Our Board of Directors has determined that each of Messrs. Bissell, Grieco and Rogers is an “audit committee financial expert” as defined in rules promulgated by the SEC under the Exchange Act, and that each member of the Audit Committee meets the financial literacy requirements under the Sarbanes-Oxley Act of 2002 (the “Sarbanes-Oxley Act”) and rules and regulations of NASDAQ and the SEC. Our Board has determined that each of Messrs. Bissell, Grieco and Rogers satisfies the independence requirements for audit committee members set forth in the applicable rules of The NASDAQ Stock Market. The Audit Committee held four meetings during 2017. The Audit Committee has a written charter available on our website, [www.acadiahealthcare.com](http://www.acadiahealthcare.com) under the webpage “Investors – Corporate Governance.”

### ***Nominating and Governance Committee***

Our Board of Directors has appointed a Nominating and Governance Committee (the “Nominating Committee”) to assist it with director nominations matters. The primary responsibilities and duties of the Nominating Committee are:

- Identifying, recruiting and recommending individuals qualified to serve on the Board;
- Reviewing the qualifications and performance of incumbent directors to determine whether to recommend them as nominees for re-election;
- Reviewing and considering candidates who may be properly suggested by any director or executive officer of the Company, or by any stockholder of the Company;
- Periodically reviewing the composition of the Board, including size of the Board and the minimum qualifications for director nominees;
- Reviewing the performance of members of the Board; and
- Carrying out such other responsibilities delegated by the Board relating to the director nominations process and procedures.

The Nominating Committee is currently composed of Ms. Gregg, Messrs. Bissell and Grieco and Dr. Petrie, with Mr. Bissell serving as Chairman. During 2017, the Nominating Committee held one meeting. The Nominating Committee has a written charter available on our website, [www.acadiahealthcare.com](http://www.acadiahealthcare.com) under the webpage “Investors – Corporate Governance.”

### **Meetings of our Board of Directors and Committees**

During 2017, our Board of Directors held a total of six meetings and took action by written consent two times. Each director, other than Mr. Rogers, attended 75% or more of the meetings of our Board and the committees of our Board of Directors on which such director served.

### **Nomination of Directors**

#### ***Nominations By the Nominating Committee***

Directors may be nominated by our Nominating Committee, Board, executive officers or by our stockholders in accordance with our Bylaws, Certificate of Incorporation, applicable laws and any guidelines developed by Nominating Committee or the Board. The Nominating Committee is responsible for identifying individuals qualified to become members of the Board and its committees, and recommending candidates for the Board’s selection as director nominees for election at the annual or other properly convened meeting of the stockholders in accordance with our Bylaws and applicable laws and regulations. The Nominating Committee meets to discuss and evaluate the qualities and skills of each candidate, both on an individual basis and taking into account the overall composition and needs of the Board. The Nominating Committee considers each identified candidate’s qualifications, which include the nominee’s experience, business acumen, education, integrity, character, commitment, diligence, conflicts of interest and ability to exercise sound business judgment. While we have not established diversity standards for nominees, as a matter of practice, we generally seek nominees with a broad diversity of experience, professions, skills and backgrounds. We do not currently pay a fee to any third party to identify or assist in identifying or evaluating potential nominees.



### ***Nominations By Our Stockholders***

Our Bylaws govern stockholder nominations of directors. To make a director nomination at the 2019 annual meeting, a stockholder must deliver a written notice (containing certain information specified in our Bylaws as discussed below) to Christopher L. Howard, Esq., Executive Vice President, General Counsel and Secretary, at Acadia Healthcare Company, Inc., 6100 Tower Circle, Suite 1000, Franklin, Tennessee 37067 between the dates of January 3, 2019 and February 2, 2019. If the date of the 2019 annual meeting is more than 30 days before or more than 70 days after May 3, 2019, the stockholder's notice must be so delivered not earlier than the close of business on the 120th day prior to such annual meeting and not later than the close of business on the later of the 90th day prior to such annual meeting or the tenth day following the day on which public announcement of the date of such meeting is first made by the Company. To make a director nomination to be voted on at a special meeting of stockholders called for the purpose of electing directors, a stockholder must deliver written notice to our secretary at the address above no earlier than the close of business on the 120th day prior to such special meeting and no later than the close of business on the later of the 90th day prior to such special meeting or the tenth day following the day on which we first publicly announce the date of the special meeting and the nominees proposed by the Board to be elected at such meeting.

For a stockholder nomination to be deemed proper, the notice must contain certain information specified in our Bylaws, including information as to the director nominee(s) proposed by the stockholder, the name and address of the stockholder, the class and number of shares of our capital stock beneficially owned by the stockholder, a description of all arrangements or understandings between the stockholder and any other persons (including each proposed nominee(s) if applicable) in connection with the proposed nominations, and a representation that such stockholder intends to appear in person or by proxy at the meeting to bring such business or nominate the person(s) named in the notice.

### **Majority Voting for Uncontested Director Elections; Director Resignation Policy**

In May 2017, amendments to our Certificate of Incorporation and Bylaws became effective that adopted a majority voting standard for uncontested director elections. In contested elections, directors will continue to be elected by a plurality of the votes cast. The Board also adopted a Director Resignation Policy requiring a nominee for director to submit a written offer of resignation to the Board in the event such nominee does not receive a majority of the votes cast in an uncontested election of directors. The Director Resignation Policy addresses the continuation in office of a "holdover" director, so that an incumbent director who does not receive the requisite affirmative majority of the votes cast for his or her re-election must tender his or her resignation to the Board. In the event a nominee submits a written offer of resignation to the Board, the Nominating and Governance Committee will promptly consider the director's offer of resignation and recommend to the Board whether to accept the resignation or reject it. The Board will act on such recommendation within 90 days following receipt of the recommendation.

### **Communicating with the Board**

All stockholder communications with our Board of Directors should be directed to Christopher L. Howard, Esq., Executive Vice President, General Counsel and Secretary, at Acadia Healthcare Company, Inc., 6100 Tower Circle, Suite 1000, Franklin, Tennessee 37067, and should prominently indicate on the outside of the envelope that it is intended for our Board of Directors or for an individual director. Each communication intended for our Board of Directors and received by Mr. Howard will not be opened, but will be promptly forwarded unopened to the Chairman of the Audit Committee following its clearance through normal security procedures.

### **Attendance by Members of the Board of Directors at the Annual Meeting of Stockholders**

We encourage each member of our Board of Directors to attend the annual meeting of stockholders. Each director, other than Mr. Gordon, attended the 2017 annual meeting of stockholders.

### **Board Leadership Structure**

The Board believes that our Chief Executive Officer is best situated to serve as Chairman of our Board of Directors because he is the director most familiar with our business and industry, and most capable of effectively identifying strategic priorities and leading the discussion and execution of strategy. Independent directors and management have different perspectives and roles in strategy development. Our independent directors bring

## [Table of Contents](#)

experience, oversight and expertise from outside our company and industry, while the Chief Executive Officer brings company-specific experience and expertise. Our Board of Directors believes that the combined role of Chairman and Chief Executive Officer promotes strategy development and execution, and facilitates information flow between management and the Board, which are essential to effective governance. Mr. Waud has served as Lead Director of the Board since April 2012, with such rights and responsibilities as may be designated by the Board from time to time.

### **Risk Oversight**

Our Board is responsible for overseeing our risk management process. The Board fulfills its responsibility by delegating many of these functions to its committees. Under its charter, the Audit Committee is responsible for meeting periodically with management to review our major financial risks and the steps management has taken to monitor and control such risks. The Audit Committee also oversees our financial reporting and internal controls and compliance programs.

The Board receives reports on risk management from our senior officers and from the Chairman of the Audit Committee. Also, our Executive Vice President, General Counsel and Secretary provides a summary of our outstanding litigation and any governmental investigations to our Board at each Board meeting. Additionally, our Board regularly engages in discussions of the most significant risks that we are facing and how these risks are being managed. Our Board of Directors believes that the work undertaken by the Audit Committee, together with the oversight provided by the full Board of Directors, enables the Board to oversee our risk management function effectively.

### **Non-Management Executive Sessions**

We had eight independent directors in 2017. During 2017, there were four executive sessions of the independent directors.

### **Compensation Committee Interlocks and Insider Participation**

Since May 19, 2016, the Compensation Committee has consisted of Ms. Gregg, Messrs. Gordon and Miquelon and Dr. Petrie, none of whom has at any time been one of our officers or employees. None of our executive officers serves, or in the past year served, as a member of the board of directors or compensation committee of any entity that has or had one or more of its executive officers serving on our Board or Compensation Committee. See the section below entitled "CERTAIN RELATIONSHIPS AND RELATED PERSON TRANSACTIONS" for information about certain rights of Bain Capital (as defined below).

### **Policy on Reporting of Concerns Regarding Accounting Matters**

The Audit Committee has adopted a policy on the reporting of concerns regarding accounting, internal accounting controls or auditing matters. We have established a compliance hotline called ValuesLine (800-500-0333), which is administered by a third party, as a hotline for the receipt, retention and treatment of complaints from employees or others regarding accounting, internal accounting controls and auditing matters. Information received through the hotline is conveyed directly to our Chief Compliance Officer. Complaints relating to accounting, internal accounting controls or auditing matters will then be directed to the Chairman of the Audit Committee. Any complaint may be made anonymously if the claimant so desires, and all claimants will be provided confidentiality in the handling of the complaint.

### **Procedure for Approval of Transactions with Related Persons**

We have established policies and other procedures regarding approval of transactions between the Company and any employee, officer, director, and certain of their family members and other related persons, including those required to be reported under Item 404 of Regulation S-K promulgated under the Securities Act of 1933, as amended (the "Securities Act"). These policies and procedures are generally not in writing, but are evidenced by principles set forth in our Code of Conduct or adhered to by our Board. As set forth in the Audit

---

[Table of Contents](#)

Committee Charter, the Audit Committee reviews and approves all related person transactions after reviewing such transaction for potential conflicts of interests and improprieties. Accordingly, all such related person transactions are submitted to the Audit Committee for ongoing review and oversight. Generally speaking, we enter into related person transactions only on terms that we believe are at least as favorable to the Company as those that we could obtain from an unrelated third party. See the section below entitled “CERTAIN RELATIONSHIPS AND RELATED PERSON TRANSACTIONS” for additional information.

## MANAGEMENT

### Executive Officers

Below are the names and ages (as of March 1, 2018) of our executive officers and a brief account of the business experience of the executive officers who are not members of our Board.

<u>Name</u>	<u>Age</u>	<u>Title</u>
Joey A. Jacobs	64	Chairman and Chief Executive Officer
Ronald M. Fincher	64	Chief Operating Officer
Brent Turner	52	President
Christopher L. Howard	51	Executive Vice President, General Counsel and Secretary
David M. Duckworth	38	Chief Financial Officer
Bruce A. Shear	63	Executive Vice Chairman
Randall P. Goldberg	42	Vice President of Business Development

The term of each executive officer runs until his or her successor is appointed and qualified, or until his or her earlier death, resignation or removal.

*Ronald M. Fincher* joined the Company in February 2011 and has served as our Chief Operating Officer since that time. Previously, Mr. Fincher served as PSI's Chief Operating Officer from October 2008 to November 2010. As Chief Operating Officer of PSI, Mr. Fincher oversaw hospital operations for 95 facilities. Mr. Fincher served as PSI's Division President from April 2003 to October 2008. As a Division President, Mr. Fincher was responsible for managing the operations of multiple inpatient behavioral healthcare facilities owned by PSI. Prior to joining PSI, Mr. Fincher served as a Regional Vice President of Universal Health Services, Inc. from 2000 until 2003.

*Brent Turner* joined the Company in February 2011 and served as Co-President from that time until April 2012, when he was named President. Previously, Mr. Turner served as the Executive Vice President, Finance and Administration of PSI from August 2005 to November 2010 and as the Vice President, Treasurer and Investor Relations of PSI from February 2003 to August 2005. From late 2008 through 2010, Mr. Turner also served as a Division President of PSI overseeing facilities in Texas, Illinois and Minnesota. From 1996 until January 2001, Mr. Turner was employed by Corrections Corporation of America, a prison operator, serving as Treasurer from 1998 to 2001. Mr. Turner serves on the board of directors of LHC Group, Inc. (NASDAQ: LHCG) and Surgery Partners, Inc. (NASDAQ: SRGY), and serves on the board of directors, and is the 2018 chairman, of the National Association of Psychiatric Health Systems (NAPHS).

*Christopher L. Howard* joined the Company in February 2011 and has served as our Executive Vice President, General Counsel and Secretary since that time. Before joining the Company, Mr. Howard served as PSI's Executive Vice President, General Counsel and Secretary from September 2005 to November 2010. Prior to joining PSI, Mr. Howard was a partner at Waller Lansden Dortch & Davis, LLP, a law firm based in Nashville, Tennessee.

*David M. Duckworth* joined the Company as our Controller in April 2011 and became Chief Accounting Officer in January 2012 and Chief Financial Officer in July 2012. From May 2010 to April 2011, Mr. Duckworth served as Director of Finance at Emdeon Inc., a leading provider of revenue and payment cycle management and clinical information exchange solutions. Prior to joining Emdeon, Mr. Duckworth was a Manager with Ernst & Young LLP, which he joined in 2002.

*Bruce A. Shear* joined the Company in November 2011 and has served as Executive Vice Chairman of the Company since that time. Mr. Shear served as a director of the Company from November 2011 until May 2017. Prior to joining the Company, Mr. Shear served as President, Chief Executive Officer and a director of PHC beginning in 1980 and Treasurer of PHC from September 1993 until February 1996. From 1976 to 1980, he served as Vice President, Financial Affairs, of PHC.

*Randall P. Goldberg* joined the Company in April 2011 and has served as our Vice President of Business Development since that time. Before joining the Company, Mr. Goldberg served in the same position with UHS from November 2010 to April 2011 and with PSI from June 2008 to November 2010.

**SECURITY OWNERSHIP OF CERTAIN BENEFICIAL OWNERS AND MANAGEMENT**

The table below sets forth information with respect to ownership of our Common Stock as of March 9, 2018, by:

- Each person who we know to be the beneficial owner of more than 5% of the outstanding shares of Common Stock;
- Each of our directors and nominees;
- Each of our Named Executive Officers; and
- All of our directors and executive officers as a group.

To our knowledge, unless otherwise indicated, each stockholder listed below has sole voting and investment power with respect to the shares beneficially owned. All computations are based on 88,273,072 shares of Common Stock outstanding on March 9, 2018, unless otherwise indicated.

<u>Name of Beneficial Owner(1)</u>	<u>Amount and Nature of Beneficial Ownership(2)</u>	<u>Percent of Class</u>
T. Rowe Price Associates, Inc. (3)	10,963,687	12.4%
BlackRock, Inc. (4)	10,033,733	11.4%
Wellington Management Group LLC(5)	8,766,922	9.9%
JPMorgan Chase & Co.(6)	7,210,439	8.2%
The Vanguard Group (7)	6,768,027	7.7%
Aristotle Capital Management, LLC(8)	6,183,866	7.0%
Vanguard Specialized Funds—Vanguard Health Care Fund(9)	4,601,355	5.2%
Reeve B. Waud(10)	903,716	1.0%
Joey A. Jacobs(11)	629,957	*
Brent Turner(12)	128,472	*
Ronald M. Fincher(13)	95,709	*
Christopher L. Howard(14)	184,442	*
David M. Duckworth(15)	58,651	*
E. Perot Bissell(16)	13,450	*
Christopher R. Gordon(17)	8,203	*
Vicky B. Gregg(18)	6,592	*
William F. Grieco(19)	62,281	*
Wade D. Miquelon(16)	25,518	*
William M. Petrie, M.D.(16)	17,239	*
Hartley R. Rogers(16)	13,450	*
All directors and executive officers as a group (15 persons)(20)	2,170,466	2.5%

\* Less than 1%

- (1) Unless otherwise indicated, the address of each beneficial owner is c/o Acadia Healthcare Company, Inc., 6100 Tower Circle, Suite 1000, Franklin, Tennessee 37067.
- (2) Under SEC rules, the number of shares shown as beneficially owned includes shares of Common Stock subject to options that currently are exercisable or will be exercisable within 60 days of March 9, 2018. Such shares are deemed to be outstanding for the purpose of computing the “percent of class” for that individual, but are not deemed outstanding for the purpose of computing the percentage of any other person.
- (3) Information is based solely on the Schedule 13G/A filed by T. Rowe Price Associates, Inc. (“Price Associates”) with the SEC on February 14, 2018. Price Associates reported that it possesses (i) sole voting power with respect to 2,694,983 shares, and (ii) sole dispositive power with respect to 10,963,687 shares. These securities are owned by various individual and institutional investors for which Price Associates serves as an investment adviser with power to direct investments and/or sole power to vote the securities. For the purposes of the reporting requirements of the Exchange Act, Price Associates is deemed to be the beneficial owner of such securities; however, Price Associates expressly disclaims that it is, in fact, the beneficial owner of such securities. The address for Price Associates is 100 E. Pratt Street, Baltimore, Maryland 21202.

## Table of Contents

- (4) Information is based solely on the Schedule 13G filed by BlackRock, Inc. (“BlackRock”) with the SEC on January 19, 2018. BlackRock reported that it possessed (i) sole voting power with respect to 9,744,352 shares and (ii) sole dispositive power with respect to 10,033,733 shares. The address for BlackRock is 55 East 52nd Street, New York, New York 10055.
- (5) Information is based solely on the Schedule 13G/A filed by Wellington Management Group (“Wellington”) with the SEC on February 8, 2018. Wellington reported that it possessed shared dispositive power with respect to all of the shares. The address for Wellington is 280 Congress Street, Boston, Massachusetts 02210.
- (6) Information is based solely on the Schedule 13G/A filed by JPMorgan Chase & Co. (“JPMorgan”) with the SEC on January 16, 2018. JPMorgan reported that it possessed (i) sole voting power with respect to 6,682,208 shares, (ii) sole dispositive power with respect to 7,207,260 shares, and (iii) shared dispositive power with respect to 1,879 shares. The address for JPMorgan is 270 Park Avenue, New York, New York 10017.
- (7) Information is based solely on the Schedule 13G/A filed by The Vanguard Group (“Vanguard”) with the SEC on February 8, 2018. Vanguard reported that it possessed (i) sole voting power with respect to 42,268 shares, (ii) sole dispositive power with respect to 6,724,435 shares, and (iii) shared dispositive power with respect to 43,592 shares. The address for Vanguard is 100 Vanguard Blvd., Malvern, Pennsylvania 19355.
- (8) Information is based solely on the Schedule 13G filed by Aristotle Capital Management, LLC (“Aristotle”) with the SEC on February 14, 2018. Aristotle reported that it possessed (i) sole voting power with respect to 3,843,247 shares and (ii) sole dispositive power with respect to 6,183,866 shares. The address for Aristotle is 11100 Santa Monica Blvd., Suite 1700, Los Angeles, California 90025.
- (9) Information is based solely on the Schedule 13G/A filed by Vanguard Specialized Funds—Vanguard Health Care Fund (“VSF”) with the SEC on February 2, 2018. VSF reported that it possessed sole voting power with respect to all of the shares. The address for VSF is 100 Vanguard Blvd., Malvern, Pennsylvania 19355.
- (10) Includes 6,110 shares of restricted stock. The 903,716 shares of Common Stock are owned of record as follows: (i) 455,912 shares by the Halcyon Exempt Family Trust (the “Halcyon Trust”); (ii) 33,333 shares by Melissa W. Waud, Mr. Waud’s wife; (iii) 37,493 shares by Waud Capital Partners, L.L.C; (iv) 183,445 shares by the Reeve B. Waud Jr. 2012 Family Trust (the “2012 RBW Jr Family Trust”); (v) 183,445 shares by the Cecily R.M. Waud 2012 Family Trust (the “2012 CRMW Family Trust”) and (vi) 10,088 shares directly held by Mr. Waud.  
  
Mr. Waud may be deemed to beneficially own the shares of common stock reported herein by virtue of (A) his being the investment advisor of the Halcyon Trust of which Mr. Waud’s children are beneficiaries, (B) his being married to Ms. Waud, (C) his being the sole manager of WCP LLC, and (D) his being the investment advisor of the 2012 RBW Jr Family Trust and the 2012 CRMW Family Trust of which Mr. Waud’s grandchildren are beneficiaries.
- (11) Includes 133,825 shares held by the Jeremy Brent Jacobs GST Non-Exempt Trust u/a/d 04/26/2011, 133,824 shares held by the Scott Douglas Jacobs GST Non-Exempt Trust u/a/d 04/26/2011, 101,803 shares of restricted stock and options to purchase 78,109 shares of Common Stock.
- (12) Includes 21,315 shares of restricted stock and options to purchase 30,032 shares of Common Stock.
- (13) Includes 3,712 shares held by the Ras W. Fincher II Trust u/a/d 9/13/11, 3,711 shares held by the Morgan M. Fincher Trust u/a/d 9/13/11, 3,712 shares held by the Cody C. Fincher Trust u/a/d 9/13/11, 23,097 shares of restricted stock and options to purchase 7,159 shares of Common Stock.
- (14) Includes 60,000 shares held by the Christopher L. Howard Family 2017 Grantor Retained Annuity Trust, 60,000 shares held by the Angie Parrott Howard Family 2017 Grantor Retained Annuity Trust, 18,453 shares of restricted stock and options to purchase 22,103 shares of Common Stock.

## [Table of Contents](#)

- (15) Includes 15,648 shares of restricted stock and options to purchase 22,677 shares of Common Stock.
- (16) Includes 6,110 shares of restricted stock.
- (17) Includes 6,182 shares of restricted stock.
- (18) Includes 5,645 shares of restricted stock.
- (19) Includes 6,110 shares of restricted stock and options to purchase 15,000 shares of Common Stock.
- (20) Includes 236,612 shares of restricted stock and options to purchase 182,755 shares of Common Stock.

### **Section 16(a) Beneficial Ownership Reporting Compliance**

Section 16(a) of the Exchange Act requires our directors, executive officers and persons who beneficially own more than 10% of our Common Stock to file with the SEC initial reports of ownership and reports of changes in ownership of our Common Stock. These officers, directors and greater than 10% stockholders are required by SEC rules to furnish us with copies of all Section 16(a) reports they file. There are specific due dates for these reports and we are required to report in this Proxy Statement any failure to file reports in a timely manner as required during 2017. Based upon a review of these filings and written representations from our directors and executive officers, we believe that all reports required to be filed with the SEC pursuant to Section 16(a) during 2017 were filed in a timely manner except:

- William F. Grieco filed a report on Form 4 on January 27, 2017 with respect to the acquisition of Common Stock resulting from the exercise of stock options as of January 3, 2017; and
- Bruce A. Shear filed a Form 5 report on February 7, 2018 with respect to the disposition of Common Stock on May 21, 2016, May 22, 2016, May 23, 2016, May 19, 2017, May 21, 2017 and May 22, 2017.

## COMPENSATION DISCUSSION AND ANALYSIS

This Compensation Discussion and Analysis provides a detailed description of our executive compensation philosophy and programs, the compensation arrangements that we have with our Named Executive Officers, and the alignment of our executive compensation programs with Company performance.

### Table of Contents

<a href="#">Named Executive Officers</a>	19
<a href="#">Executive Summary</a>	19
<a href="#">Assessment of Realizable Pay and Performance</a>	22
<a href="#">Compensation Process and Philosophy</a>	23
<a href="#">Components of Executive Compensation</a>	26
<a href="#">Compensation Clawback Policy</a>	35
<a href="#">Deferred Compensation Plan</a>	35
<a href="#">Risk Assessment</a>	35
<a href="#">Internal Revenue Code Section 162(m)</a>	36
<a href="#">Stock Ownership Guidelines, Insider Trading Policy, Hedging and Pledging</a>	36
<a href="#">Termination and Change-in-Control Arrangements</a>	37

### Named Executive Officers

Our Named Executive Officers for 2017 were:

Name	Title
Joey A. Jacobs	Chief Executive Officer
Ronald M. Fincher	Chief Operating Officer
Brent Turner	President
Christopher L. Howard	Executive Vice President, General Counsel and Secretary
David M. Duckworth	Chief Financial Officer

### Executive Summary

Acadia is the leading publicly traded pure-play provider of behavioral healthcare services, with operations in the United States and the United Kingdom. Our business strategy is to acquire and develop behavioral healthcare facilities and improve our operating results within our facilities and our other behavioral healthcare operations. We strive to improve the operating results of our facilities by providing quality patient care, expanding referral networks and marketing initiatives while meeting the increased demand for behavioral healthcare services through expansion of our current locations as well as developing new services within existing locations. The Company grew rapidly between becoming a publicly-traded company in late 2011 and 2016, completing several significant acquisitions during that period. The Company's successful business model has led to strong growth, excellent returns to long-term stockholders and international expansion unique among competitors.

Since acquiring Priory Group No. 1 Limited in early 2016, acquisition activity has slowed considerably compared to prior years, while organic growth through bed additions and development has continued. The Company experienced various business challenges in 2017, including challenges with its United Kingdom operations relating to, among other things, a lower census than expected and higher labor expense resulting from staffing shortages. These challenges led to the Company's operating results for the third quarter of 2017 falling short of management and analyst expectations and the Company reducing its expectations and guidance for the year. As a result, the trading price of our common stock declined during the fourth quarter of the year. We note, however, that our total stockholder return ("TSR") year-to-date through March 15, 2018 was approximately 28%.

Acadia has a history of motivating leaders through the use of performance-based pay with challenging annual and long-term incentives and a record of good alignment with stockholders' interests as a result of incentive designs and executive equity ownership. As described in greater detail below, our executive compensation program seeks to:

- (i) attract and retain superior executives by providing the opportunity to earn competitive compensation packages,



## [Table of Contents](#)

- (ii) align the pay of our executive officers with Company performance, and
- (iii) recognize and reward senior management's individual and collective efforts relating to the financial performance of the Company and creation of stockholder value.

Despite various challenges and external headwinds, the Company produced solid operating results in 2017 as described below. Nonetheless, the Company's performance fell short of target goals set for management in early 2017 and, accordingly, executives did not realize the full potential of the Company's annual and long-term incentive compensation opportunities for 2017. Further, the realizable value (as defined below) of outstanding equity awards held by our executives decreased consistent with the decline in our stock price. We believe that the compensation of our executive officers was well aligned with our performance and reflected the challenging year. We remain committed to providing quality patient care at our facilities and supporting our long-term strategic objectives. We believe that the Company is well positioned to address the challenges facing it and to grow through future acquisitions and same-facility growth, both of which will contribute to additional stockholder value creation in the future.

While this report focuses on the compensation paid to executive officers for 2017 based on the compensation program established by the Compensation Committee in early 2017, it is important to note that the 2017 executive compensation program, including 2017 targeted pay opportunity and long-term incentive grants under the program, was adopted prior to the say-on-pay vote at the Company's 2017 annual meeting of stockholders in May 2017 and before the decline in the trading price of the Company's common stock that occurred in late 2017. In light of feedback from stockholders, including through the say-on-pay vote at the 2017 annual meeting of stockholders, we revisited our executive compensation program during 2017 and have initiated several changes to our executive compensation program that will be fully implemented in 2018 and are aimed at further aligning our executive compensation program with long-term stockholder interests as described below.

### ***Summary of 2017 Company Performance***

Results for 2017 include:

- Revenue for 2017 remained strong at \$2.8 billion.
- Adjusted EPS (as defined below) for purposes of our compensation plans was \$2.41 for 2017 compared with \$2.45 for 2016, on a 1.5% increase in weighted average diluted shares outstanding.
- Adjusted EBITDA (as defined below) for purposes of our compensation plans was approximately \$602.1 million for 2017 compared with approximately \$612.9 million for 2016.
- We added over 750 beds to our operations through organic growth, including 588 beds added at existing facilities during 2017 (and another 162 beds at two de novo facilities), ending the year with over 17,800 beds in 582 facilities in 39 states, the United Kingdom and Puerto Rico.
- Our one-year TSR for 2017 was approximately (1)%. Our five-year TSR for 2013 through 2017 was approximately 40%. Further, our TSR year-to-date through March 15, 2018 was approximately 28%.

A reconciliation of non-GAAP financial measures can be found beginning on page 56 of this Proxy Statement.

### ***Pay for Performance***

Compensation paid to executive officers for 2017 reflects the alignment of pay with the Company's performance, as more fully described in this Compensation Discussion and Analysis:

- **Below Target Payment of 2017 Non-Equity Incentive Compensation.** The Adjusted EBITDA and Adjusted EPS measures set forth in our non-equity incentive compensation plan for 2017 were achieved at 94.2% and 97.3% of target, respectively, resulting in the payment of below-target cash bonuses to our Named Executive Officers as described below in the section entitled "Components of Executive Compensation – Annual Non-Equity Incentive Compensation."
- **Below Target Vesting of Equity Awards.** Based on actual 2017 Adjusted EPS performance in relation to targets, annual performance vesting restricted stock units granted in 2015 and 2017 vested below target levels and performance vesting restricted stock units issued in 2016 did not vest, as described below in the section entitled "Components of Executive Compensation – Equity-Based Compensation."
- **Reduction in Realizable Value of Outstanding Equity Awards.** Given the trading price of our common stock, the realizable value of prior-year equity awards was significantly below the granted opportunity at the end of 2017. Realizable value as of December 31, 2017 of equity awards granted to our Chief Executive Officer during the past three fiscal years represents only 37% of the originally granted target opportunity. See the section below entitled "– Assessment of Realizable Pay and Performance."

### ***Stockholder Approval of Executive Compensation on an Advisory Basis***

At our 2017 Annual Meeting of Stockholders in May 2017, we held an advisory vote to approve the compensation of our Named Executive Officers as disclosed in our Proxy Statement dated April 13, 2017 related to the annual meeting. Stockholders of the Company expressed support for the compensation of our Named Executive Officers, with approximately 80% of the votes cast supporting the Company's executive compensation. Although the Compensation Committee believes that the vote reflected a favorable view of the alignment between executive pay and company performance, the vote was lower than the 99% approval of our compensation at the 2016 Annual Meeting of Stockholders. Therefore, the Compensation Committee engaged a new independent compensation consultant, Pay Governance LLC ("Pay Governance"), to review and provide feedback on our compensation program. We subsequently made several changes to executive compensation for 2018 as described below in the sections entitled "– 2018 Changes to Compensation," "Components of Executive Compensation – Annual Non-Equity Incentive Compensation – 2018 Annual Awards" and "Components of Executive Compensation – Equity-Based Compensation – 2018 Annual Awards."

### ***Stockholder Engagement***

In connection with the 2017 Annual Meeting of Stockholders, we conducted a series of outreach efforts to some of our largest stockholders. In light of these discussions and the say-on-pay vote at the 2017 Annual Meeting of Stockholders, with advice and input from Pay Governance, we evaluated our compensation program during the remainder of 2017 and implemented various changes as described herein.

### ***2018 Changes to Compensation***

Following the say-on-pay vote at our 2017 Annual Meeting of Stockholders and extensive review and discussions with Pay Governance about our executive compensation program and that of our peer companies, we made the following changes to executive compensation for 2018:

- **No Salary Increase for our Chief Executive Officer** — Modest 2% raises to the base salary of each of our Named Executive Officers, except for Mr. Jacobs whose base salary did not increase for 2018;

## [Table of Contents](#)

- **Re-affirm our Approach of Allocating the Majority of Equity Value to Performance-Based Awards** — 75% of overall long-term incentive value for each Named Executive Officer is delivered as performance vesting restricted stock units and 25% as time-vesting restricted stock awards.
- **Introduction of Relative TSR to Performance-Based Equity Incentive Awards** — Adopted an additional performance metric under performance vesting restricted stock unit awards, in the form of a modifier based on our three-year TSR relative to the companies listed in the S&P Composite 1500 Index within the GICS Healthcare Providers and Services Industry Group, plus Brookdale Senior Living Inc. and Civitas Solutions, Inc. (collectively, the “TSR Peer Group”);
- **Three-Year Performance Period for Restricted Stock Units** — The performance-based restricted stock units will vest only after the three-year performance period and only if the Company meets or exceeds established Adjusted EPS goals, with shares earned based on Adjusted EPS performance to be adjusted up or down based on our three-year TSR relative to the TSR Peer Group.
- **Introduction of Revenue as Component of Annual Non-Equity Incentive Awards** — Revenue added as a financial measure for determining annual cash incentive awards, strengthening our focus on continued strong growth and reducing the weight of Adjusted EPS in the calculation. The Compensation Committee reviewed the relationship between performance in each of our three primary incentive plan metrics (revenue, Adjusted EPS and Adjusted EBITDA) and long-term stockholder value creation and found each to be strongly correlated to long-term stockholder value.
- **Reductions in our Chief Executive Officer’s 2018 Long-Term Incentive Opportunity.** In addition to the performance award design changes described above, we reduced Mr. Jacobs’ 2018 target long-term incentive award value by \$500,000, or 7%, when compared to his 2017 target award.

See “Components of Executive Compensation – Annual Non-Equity Incentive Compensation – 2018 Annual Awards” and “Components of Executive Compensation – Equity-Based Compensation – 2018 Annual Awards” for more information about these changes.

The impact of these changes will not be reflected in the executive officer compensation tables for 2017 included in “EXECUTIVE COMPENSATION.”

### **Assessment of Realizable Pay and Performance**

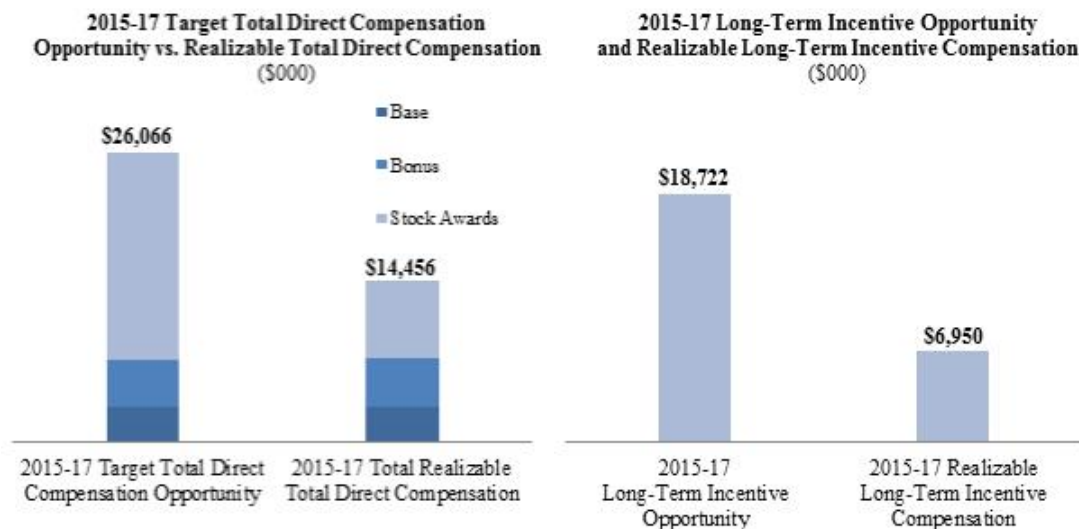
The Compensation Committee believes that the best way to drive stockholder value creation is to design compensation programs that motivate management and reward success by aligning executive rewards with stockholders and limiting realizable compensation when stockholder value declines and/or goals are not achieved. Acadia’s performance-based executive compensation program historically has resulted in strong alignment between realizable pay and company performance.

In assessing pay and performance, the Company’s independent compensation advisors, Pay Governance, analyzed the realizable pay of our Chief Executive Officer and the Company’s performance relative to identified direct competitors. Unlike the results reported in the Summary Compensation Table in “EXECUTIVE COMPENSATION,” realizable pay looks at the pay an executive earned or could have earned for a period based on the actual financial performance against the Company’s incentive goals and the share price performance that drove those results. The Compensation Committee believes that realizable pay is a better gauge for assessing pay and performance alignment than the data found in the Summary Compensation Table.

For purposes of this review, realizable pay includes the actual rewards Mr. Jacobs earned from 2015 to 2017 including base salaries received, actual non-equity compensation earned, current value (as opposed to grant date or accounting value used in the Summary Compensation Table) of time-based restricted stock awards granted during the period, and current value of shares earned or estimated to be earned from performance vesting restricted stock unit awards granted in the three-year period. Outstanding equity awards are valued using the Company’s stock price as of December 29, 2017, the last trading day of the year. The same approach is used to calculate the realizable pay of comparable executives at peer companies (and would include the current in-the-money value of stock options granted in the three-year period, if applicable).

## [Table of Contents](#)

Pay Governance compared, and our Compensation Committee reviewed, Mr. Jacobs' realizable compensation and performance to that of our direct competitors and found alignment relative to these direct peers. For purposes of this analysis, the following companies were considered direct competitors: Envision Healthcare Corporation, HealthSouth Corp., LifePoint Health, Inc., MEDNAX, Inc., Select Medical Holdings Corporation and Universal Health Services, Inc. Further, as shown in the graphs below, the Company's pay program has produced realizable pay levels that are directionally and reasonably aligned with the Company's performance. From 2015 through 2017, we granted Mr. Jacobs approximately \$26.06 million in total direct compensation ("TDC") opportunity, yet his realizable pay for such compensation as of the end of 2017 was only approximately \$14.46 million (55% of the granted opportunity). The significant driver was long-term incentive awards, with \$6.95 million realizable by Mr. Jacobs compared to \$18.72 million of granted opportunity.



For purpose of the graph, TDC is comprised of (1) actual base salary, (2) annual non-equity incentive awards (target for granted opportunity; actual for realizable pay), and (3) long-term equity incentive awards (at grant date fair value for granted opportunity; at current values based on year-end stock price for realizable pay). To facilitate this comparison, we have calculated these amounts without regard to vesting requirements.

### Compensation Process and Philosophy

The Compensation Committee is responsible for discharging our Board of Directors' responsibilities relating to the oversight, administration and approval of our compensation plans, policies and programs for our executive officers and directors. The primary responsibilities and duties of the Compensation Committee are described above in the section entitled "CORPORATE GOVERNANCE – Committees of the Board of Directors – Compensation Committee."

Our executive compensation program seeks to:

- Link the interests of management with those of our stockholders by encouraging stock ownership and aligning performance equity awards with stockholder returns;
- Attract and retain superior executives by providing them with the opportunity to earn total compensation packages that are competitive within the healthcare industry;

## Table of Contents

- Recognize and reward senior management’s individual and collective efforts relating to the financial performance of the Company and creation of stockholder value through salary, annual cash incentives and long-term stock-based incentives; and
- Manage compensation based on the individual’s level of skill, knowledge, effort and responsibility.

The Compensation Committee believes that the compensation of our executive officers should provide a competitive level of total compensation necessary to attract and retain talented and experienced executives, and motivate them to contribute to our success. The Compensation Committee has a pay-for-performance philosophy that works to align the interests of management with the interests of stockholders through the use of incentive compensation and an approach that puts a majority of the compensation of our Named Executive Officers at risk if the Company does not perform.

Our Compensation Committee reviews and approves, in advance, employment and similar arrangements or payments to be made to any executive officer. Our Chief Executive Officer provides the Compensation Committee with input regarding the performance of and compensation recommendations for other executive officers based on his direct knowledge of their contributions during the year. Our Chief Executive Officer does not play any role with respect to the deliberations and determinations about his own compensation. Our Chief Executive Officer considers internal pay equity issues, individual contribution and performance, competitive pressures and our financial performance in making his recommendations to the Compensation Committee.

Our Compensation Committee believes that our executive compensation program should be internally consistent and equitable in order to achieve our compensation goals. The Compensation Committee relies on its collective judgment together with the information provided to it by management, the analyses and goals described above and the recommendations of our Chief Executive Officer. The Compensation Committee also considers the qualifications, length of service, experience, consistency of performance, position, responsibilities, individual performance and available competitive alternatives of our executives, their existing compensation and our financial resources, performance and prospects in determining appropriate levels of compensation for our executives.

### ***Executive Compensation Practices***

Highlighted below are some of the key elements of our compensation program that the Compensation Committee believes evidence strong corporate governance and alignment of our executive compensation with long-term stockholder interests.

#### What We Do

- ✓ Vast majority of pay is performance-based and not guaranteed
- ✓ Engage stockholders and seek feedback on our executive compensation program
- ✓ Apply stringent share ownership and share retention policies
- ✓ Use of peer market data for benchmarking and calibration
- ✓ Consult with an independent compensation consultant
- ✓ Prohibit hedging and short sales by officers and directors
- ✓ Prohibit officers and directors from pledging Company stock or holding Company stock in a margin account
- ✓ Utilize double trigger severance agreements upon a change in control
- ✓ Include clawback provisions in our key compensation programs
- ✓ Conduct an annual risk assessment of our compensation program

#### What We Don’t Do

- X No supplemental executive retirement plans
- X No stock option repricing or exchanges without stockholder approval
- X No single trigger vesting of equity or cash severance payments upon a change in control
- X No excessive perquisites
- X No tax gross-ups related to change in control or otherwise

### ***Role of Compensation Consultant***

In 2016, our Compensation Committee retained an outside compensation consultant, Aon Hewitt, to advise it regarding market trends and practices in executive compensation and with respect to specific compensation decisions. To assist the Compensation Committee in evaluating 2016 compensation and setting compensation for 2017, Aon Hewitt provided to the Compensation Committee a detailed report assessing the competitiveness of the compensation amounts offered by us to our executive officers, including an examination of base salary, target total cash consideration, long-term incentives and target total direct compensation, and a comparison of our financial performance with comparable healthcare companies.

Following the say-on-pay vote at our 2017 Annual Meeting of Stockholders in May 2017, our Compensation Committee interviewed various compensation consultants and retained Pay Governance to evaluate the Company's executive compensation program and advise it regarding potential changes for 2018. Pay Governance supported the Compensation Committee in its review of pay programs and practices in light of the 2017 say-on-pay vote and within the context of continuing and improving the alignment of executive pay with stockholders. The Compensation Committee used this information to make compensation decisions for 2018 and to implement the changes described herein.

Our Compensation Committee has considered the relationships that each of Aon Hewitt and Pay Governance, respectively, has had with the Company, the members of the Compensation Committee and our executive officers, and has taken into account the factors required by NASDAQ to be considered when assessing a consultant's independence. After considering such relationships and factors, the Compensation Committee determined that the work of Aon Hewitt in 2016 and early 2017 and the work of Pay Governance in 2017 did not raise any conflicts of interest. Outside of their direct engagement by the Compensation Committee as independent compensation consultants to the Compensation Committee with respect to executive compensation matters, neither Aon Hewitt nor Pay Governance provided other services to the Company in 2016 or 2017.

### ***Peer Group Comparison***

In order to compare our compensation to other healthcare companies, our Compensation Committee in late 2016, in consultation with Aon Hewitt, selected a peer group of publicly-traded healthcare companies generally with similar revenue and service offerings to us to use in determining the compensation arrangements for our executive officers for 2017. While our market capitalization was above peer median, the peer group included several companies with higher revenue given the anticipated growth of the company at the time that the peer group was selected. The Compensation Committee carefully evaluated the larger size of some of the peers to ensure relevance for Acadia. The Compensation Committee concluded that this was the appropriate peer group in the context of our overall business and compensation strategies and specific pay level and structural compensation decisions. The peer group consisted of the following companies (the "2017 Peer Group"):

- AmSurg Corp.<sup>(1)</sup>
- Brookdale Senior Living Inc.
- Envision Healthcare Holdings, Inc.
- HealthSouth Corp.
- Kindred Healthcare, Inc.
- Laboratory Corporation of America Holdings
- LifePoint Health, Inc.
- Magellan Health, Inc.
- MEDNAX, Inc.
- Molina Healthcare, Inc.
- Quest Diagnostics Incorporated
- Select Medical Holdings Corporation
- Team Health Holdings, Inc.<sup>(1)</sup>
- Universal Health Services, Inc.
- VCA Inc.<sup>(1)</sup>

---

(1) Ceased to be a publicly traded company during 2017.

The Compensation Committee used the same selection screens for the 2017 Peer Group as the prior year's peer group selected by our Compensation Committee, specifically: industry, market capitalization, revenue and revenue growth. For purposes of comparison, our projected revenue at the time the 2017 Peer Group was selected placed us below the 25<sup>th</sup> percentile of the 2017 Peer Group, allowing for continued growth. Our market capitalization was approximately \$4.3 billion as of September 30, 2016, which placed us between the 50<sup>th</sup> and 75<sup>th</sup> percentiles of the 2017 Peer Group.

## [Table of Contents](#)

In late 2017, for purposes of reviewing 2017 compensation and setting 2018 compensation for our executive officers and in determining to make the changes for 2018 described herein, Pay Governance assisted the Compensation Committee in establishing an updated peer group (the “2018 Peer Group”). The 2018 Peer Group was established using similar criteria for selection of the 2017 Peer Group and adjusting for mergers and acquisition activity among peers. The 2018 Peer Group was comprised of:

- Amedisys, Inc.
- Brookdale Senior Living Inc.
- Civitas Solutions, Inc.
- The Ensign Group, Inc.
- Envision Healthcare Holdings, Inc.
- HealthSouth Corp.
- Kindred Healthcare, Inc.
- Laboratory Corporation of America Holdings
- LifePoint Health, Inc.
- Magellan Health, Inc.
- MEDNAX, Inc.
- Molina Healthcare, Inc.
- Quest Diagnostics Incorporated
- Select Medical Holdings Corporation
- Universal Health Services, Inc.

### Components of Executive Compensation

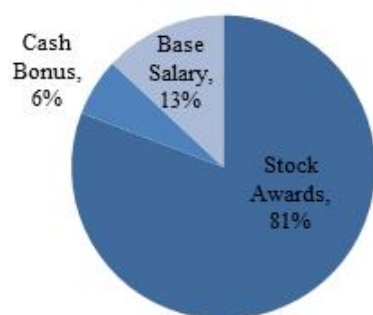
The components of our compensation program for executive officers include base salary, performance-based cash and equity incentive compensation, and time-based equity awards.

The following table summarizes the elements of our compensation program for our Named Executive Officers and provides information about each element:

<u>Category of Compensation</u>	<u>Elements of Compensation</u>	<u>Metrics Used</u>	<u>Rationale for Compensation</u>
<b>Base Compensation</b>	Base Salary	N/A	<ul style="list-style-type: none"> <li>• Attract, retain, and motivate key executive talent</li> <li>• Provide income security</li> <li>• Recognizes different levels of responsibility</li> </ul>
<b>Short-Term Incentives</b>	Annual Cash Payment	Adjusted EBITDA Adjusted EPS	<ul style="list-style-type: none"> <li>• Motivate and reward annual performance results</li> <li>• Encourages focus on growth of Company</li> </ul>
<b>Long-Term Incentives</b>	Time-Vesting and Performance-Based Equity Grants	Adjusted EPS	<ul style="list-style-type: none"> <li>• Attract, retain, and motivate key executive talent</li> <li>• Align interests of executives and stockholders</li> <li>• Motivate and reward long-term financial performance</li> <li>• Encourage executive stock ownership</li> </ul>
<b>Benefits</b>	Retirement Benefits Personal Benefits Severance & Change in Control Benefits	N/A	<ul style="list-style-type: none"> <li>• Attract and retain key executive talent</li> <li>• Enhance executive productivity</li> <li>• Provide opportunity for financial security in retirement</li> </ul>

As illustrated in the charts below and consistent with our pay-for-performance philosophy, 87% of Mr. Jacobs’ total direct compensation and, on average, 71% of the other Named Executive Officers’ total direct compensation for 2017 was performance-based pay, with a significant emphasis on long-term performance and stockholder value creation. For the purposes of these charts, total direct compensation includes base salary, actual non-equity incentive compensation and the grant date fair value of our annual equity grants made in 2017. See “EXECUTIVE COMPENSATION – Summary Compensation Table” for more information about the compensation paid to our Named Executive Officers.

2017 Chief Executive Officer  
Total Direct Compensation Mix



2017 All Other Named Executive Officers  
Average Total Direct Compensation Mix



**Base Salary**

Our Compensation Committee generally meets on an annual basis to review each Named Executive Officer’s base salary and to consider adjustments to each Named Executive Officer’s base salary for the following year. The base salaries under the employment agreements for our Named Executive Officers are subject to an annual increase in the sole discretion of the Compensation Committee.

In setting base salaries for 2017 and 2018, the Compensation Committee reviewed the composition of the relevant peer group and discussed peer group information with the Compensation Committee’s independent compensation consultants. The Compensation Committee also took into account our financial performance and the additional demands on and responsibilities of the Named Executive Officers as a result of acquisitions in the United States and the United Kingdom. For Named Executive Officers other than himself, Mr. Jacobs provided the Compensation Committee with an evaluation of the individual performance and roles and responsibilities of each executive officer. Given these factors and our financial performance for 2017, the Compensation Committee determined to provide modest 2% raises to the base salary of each of our Named Executive Officers except for Mr. Jacobs whose base salary did not increase for 2018.

The base salaries for the Named Executive Officers effective as of January 1, 2017 and 2018 are as follows:

Name	Base Salary	Base Salary	Percentage Increase
	As of January 1, 2017	As of January 1, 2018	
Joey A. Jacobs	\$ 1,124,500	\$ 1,124,500	0.0%
Ronald M. Fincher	676,000	689,520	2.0%
Brent Turner	624,000	636,480	2.0%
Christopher L. Howard	537,500	548,250	2.0%
David M. Duckworth	598,900	610,878	2.0%

See “EXECUTIVE COMPENSATION – Summary Compensation Table” for more information about the base salaries paid to our Named Executive Officers.

**Annual Non-Equity Incentive Compensation**

Annual non-equity incentive awards paid to our Named Executive Officers are a reward for the realization of established performance objectives. Our Compensation Committee annually adopts a cash bonus plan pursuant to the Company’s Amended and Restated Incentive Compensation Plan (the “Incentive Plan”) for each Named Executive Officer. The Compensation Committee generally meets in February or March to review whether and the extent to which performance objectives have been achieved for the prior year. All non-equity incentive awards are subject to the review and approval of the Compensation Committee, which has the discretion to adjust any and all such awards.



## [Table of Contents](#)

### 2017 Awards

Annual non-equity incentive compensation payable to our Named Executive Officers for 2017 was based 100% on the Company-wide measures Adjusted EBITDA and Adjusted EPS. Each of Adjusted EBITDA and Adjusted EPS determined 50% of the total incentive award. The Compensation Committee used Adjusted EBITDA and Adjusted EPS for determining annual cash incentive awards because they are important measures of our performance and the performance of our management, they drive our success and growth and they are key criteria by which management plans and analyzes our business.

For purposes of determining 2017 non-equity incentive compensation, we define Adjusted EBITDA as the sum of the following: (a) net income from continuing operations, (b) interest expense, (c) income tax expense, (d) depreciation and amortization expense, (e) equity-based compensation expense, (f) transaction-related expenses, (g) loss on extinguishment of debt, (h) impairment and other non-cash charges, (i) legal settlement costs, (j) severance and restructuring costs and (k) gain or loss on foreign currency derivatives. Adjusted EPS is defined as earnings per share from continuing operations adjusted for non-recurring, infrequent or unusual items. Adjusted EBITDA and Adjusted EPS are calculated net of non-equity incentive payments and excluding the impact of gains or losses as a result of foreign currency conversions or fluctuations in foreign currency exchange rates. For purposes of determining whether 2017 performance objectives were met, our Adjusted EBITDA goals are adjusted to include 90% of earnings generated by acquisitions completed during 2017, while Adjusted EPS is adjusted to include 50% of earnings generated by acquisitions completed during 2017, in order to incentivize management to pursue accretive acquisitions that will benefit the Company without inequitably adjusting performance objectives. In addition, both measures were adjusted for 2017 to account for exchange rate fluctuations in order to compare results on a constant currency basis and for certain other non-recurring items, as permitted by the Incentive Plan which allows the Compensation Committee, in its sole discretion, to exclude, or adjust to reflect, the impact of any event or occurrence that the Compensation Committee determines should be appropriately excluded or adjusted.

The table below sets forth the threshold, target and maximum cash incentive award for 2017 (as a percentage of base salary) for each of the Named Executive Officers.

<u>Name</u>	<u>Threshold<sup>(1)</sup></u>	<u>Target</u>	<u>Maximum</u>
Joey A. Jacobs	65%	130%	260%
Ronald M. Fincher	42.5%	85%	170%
Brent Turner	42.5%	85%	170%
Christopher L. Howard	42.5%	85%	170%
David M. Duckworth	37.5%	75%	150%

- (1) As described below, Named Executive Officers may receive an aggregate of less than the threshold percentage of their base salary listed above if performance exceeds the threshold level of one, but not both, of the applicable performance measures.

These target and maximum percentages are no less than the target and maximum percentages that each executive is eligible to earn (as a percentage of base salary) pursuant to amended and restated employment agreements entered into with Messrs. Jacobs, Fincher, Turner and Howard, respectively, and an initial employment agreement entered into with Mr. Duckworth, in April 2014.

For purposes of our 2017 non-equity incentive awards, our target level Adjusted EBITDA was \$638.9 million and our target level Adjusted EPS was \$2.48. Threshold and maximum performance levels for each of these measures was 95% and 105% of target, respectively. The measures are weighted equally. For example, if our actual Adjusted EBITDA for 2017 was \$638.9 million, Mr. Jacobs would receive 65% of his base salary with respect to the EBITDA portion (50%) of his target bonus (130% of base salary). If our Adjusted EPS for 2017 was \$2.48, Mr. Jacobs would receive 65% of his base salary with respect to the Adjusted EPS portion (50%) of his target bonus (130% of base salary). Straight-line interpolation is used to determine awards for performance between goal levels.

## [Table of Contents](#)

On February 28, 2018, the Compensation Committee met to determine whether and the extent to which the performance goals for the 2017 annual non-equity incentive awards had been achieved. Adjusted EBITDA for purposes of our 2017 non-equity incentive awards was approximately \$602.1 million and Adjusted EPS was \$2.41 for 2017. The Compensation Committee determined that actual Adjusted EBITDA for 2017 was 94.2% of target Adjusted EBITDA and actual Adjusted EPS for 2017 was 97.3% of target Adjusted EPS. The payout as a percentage of target was 36.4%. As a result of these performance measures, the Named Executive Officers received the following cash incentive payments with respect to 2017:

<u>Name</u>	<u>EPS Component</u>	<u>EBITDA Component</u>	<u>Total Cash Incentive Payment</u>
Joey A. Jacobs	\$532,586	—	\$ 532,586
Ronald M. Fincher	209,340	—	209,340
Brent Turner	193,237	—	193,237
Christopher L. Howard	166,450	—	166,450
David M. Duckworth	163,645	—	163,645

### *2018 Awards*

For 2018, based on input from Pay Governance and a review of the relative correlation between internal financial metrics and stockholder value creation, the Compensation Committee determined that revenue should be added as a component of our non-equity incentive compensation program for executive officers and that the impact of Adjusted EPS should be reduced but maintained given its strong relationship to driving stockholder value. Effective March 2, 2018, the Compensation Committee approved non-equity incentive awards for each of our Named Executive Officers for 2018 with potential cash incentive payments to be based 100% on the following company-wide measures:

<u>Measure</u>	<u>Weight</u>
Adjusted EBITDA	50%
Adjusted EPS	30%
Revenue	20%

The table below sets forth the threshold, target and maximum cash incentive award for 2018 (as a percentage of base salary) for each of the Named Executive Officers. The Compensation Committee decided to make no changes to these levels from 2017.

<u>Name</u>	<u>Threshold</u>	<u>Target</u>	<u>Maximum</u>
Joey A. Jacobs	65%	130%	260%
Ronald M. Fincher	42.5%	85%	170%
Brent Turner	42.5%	85%	170%
Christopher L. Howard	42.5%	85%	170%
David M. Duckworth	37.5%	75%	150%

### *Equity-Based Compensation*

Our Compensation Committee believes that time vesting restricted stock and performance vesting restricted stock units are a key component to the compensation of our executive officers, and providing a mix of different types of equity awards is consistent with market practice for executive officers in our peer group. The Compensation Committee believes that restricted stock and restricted stock units provide a substantial incentive to our Named Executive Officers by allowing them to directly participate in any increase in our long-term value. These incentives are intended to reward, motivate and retain the services of our Named Executive Officers. The Compensation Committee believes that a mix of equity awards aligns the interests of our Named Executive Officers with those of our stockholders and is consistent with our pay-for-performance philosophy. Equity-based awards are typically granted under the Incentive Plan in February or March of each year.

## [Table of Contents](#)

### 2017 Annual Awards

On March 29, 2017, the Compensation Committee approved grants of the following number of performance vesting restricted stock units (subject to the achievement of certain performance goals and continued employment) and time vesting restricted stock under the Incentive Plan to our Named Executive Officers:

Name	Performance Restricted Stock Units	Restricted Stock
Joey A. Jacobs	119,957	39,986
Ronald M. Fincher	26,170	8,723
Brent Turner	24,157	8,052
Christopher L. Howard	20,808	6,936
David M. Duckworth	18,033	6,011

The allocation among performance vesting restricted stock units (75% of the total equity award) and restricted stock (25% of the total equity award) is not based on a formula approach but reflects the Compensation Committee's view that most equity-based incentives should be performance-based and at risk. The Named Executive Officers must be employed by the Company at the time the restricted stock units and/or restricted stock vest in order to receive the shares of Common Stock underlying each award, except in the case of certain terminations of employment as discussed under the heading "EXECUTIVE COMPENSATION – Potential Payments Upon Termination or Change in Control under the Employment Agreements."

*Restricted Stock Units.* The restricted stock units granted on March 29, 2017 are earned in three equal annual installments based upon the achievement of specified performance levels of Adjusted EPS for 2017, 2018 and 2019. The Compensation Committee established, on the grant date, the performance objectives for the three-year performance period for purposes of the vesting of restricted stock units. At grant, in March of 2017, the Compensation Committee established annual goals for each of 2017, 2018, and 2019 requiring projections of one, two, and three years of future performance. The Compensation Committee believes that Adjusted EPS provides the best incentive to senior management and is the appropriate financial measure for determining vesting of restricted stock unit awards because it is an important measure of our performance and the performance of our management, it drives our success and growth and it is a key criterion by which management plans and analyzes our business.

The number of shares of Common Stock that may be issued upon vesting of the restricted stock units ranges from 0% to 200% of the total number of units set forth above in accordance with a formula based on our Adjusted EPS. None of the performance vesting restricted stock units will vest for performance below 95% of the specified Adjusted EPS. Unearned performance awards in each performance period are forfeited.

For 2017, the threshold award (as a percentage of the number of restricted stock units eligible for vesting based on 2017 performance) for each Named Executive Officer was 50%, the target award was 100% and the maximum award was 200%. The actual number of shares of Common Stock to be issued upon vesting of the restricted stock units each year is based on performance relative to the specified Adjusted EPS for the corresponding year, which Adjusted EPS was established at the beginning of the three-year period. For purposes of determining vesting of restricted stock units granted in March 2017, Adjusted EPS was adjusted to account for exchange rate fluctuations in order to compare results on a constant currency basis and for certain other non-recurring items, as permitted by the Incentive Plan which allows the Compensation Committee, in its sole discretion, to exclude, or adjust to reflect, the impact of any event or occurrence that the Compensation Committee determines should be appropriately excluded or adjusted.

For purposes of our 2017 awards of performance vesting restricted stock units, our target level Adjusted EPS was \$2.50. The table below sets forth the number of shares of Common Stock that each Named Executive Officer was eligible to earn for 2017 (as a percentage of the number of restricted stock units eligible for vesting based on 2017 performance), subject to continued employment throughout the performance period, based upon the Company's actual Adjusted EPS for 2017. For example, if our actual Adjusted EPS for 2017 was \$2.50, each Named Executive Officer would earn the number of shares of Common Stock equal to 100% of the number of restricted stock units that may vest based on 2017 performance, or one-third of the 2017 target grant. The remaining two-thirds remain subject to 2018 and 2019 performance standards.

## [Table of Contents](#)

Adjusted EPS of \$2.38 - \$2.50 50% - 100%	Adjusted EPS of \$2.50 - \$2.63 100% - 200%	Adjusted EPS of \$2.63 or Greater 200%
--	---	--

On February 28, 2018, the Compensation Committee met to determine whether and the extent to which the performance goals for the 2017 restricted stock unit awards had been achieved. The Compensation Committee determined that actual Adjusted EPS for 2017 was \$2.41, resulting in vesting of approximately 66% of the first tranche of the 2017 restricted stock unit award. As a result, the following number of shares of Common Stock were earned by the Named Executive Officers for 2017 pursuant to the 2017 annual restricted stock unit awards:

Name	2017 Restricted Stock Unit Grant	Target Shares Subject to 2017 Performance(1)	Shares Issued Upon Vesting of 2017 Restricted Stock Unit Grant(2)
Joey A. Jacobs	119,957	39,986	26,335
Ronald M. Fincher	26,170	8,724	5,746
Brent Turner	24,157	8,053	5,304
Christopher L. Howard	20,808	6,936	4,568
David M. Duckworth	18,033	6,011	3,959

(1) Amounts reflect one-third of the grant.

(2) Amounts reflect one-third of the grant multiplied by approximately 66%.

*Restricted Stock.* The time vesting restricted stock granted in 2017 vests 25% per year on the four successive anniversaries of the date of grant.

### *Vesting of 2016 and 2015 Restricted Stock Unit Awards*

On February 5, 2016 and February 24, 2015, the Compensation Committee approved grants of the following number of performance vesting restricted stock units under the Incentive Plan to our Named Executive Officers:

Name	2016 Performance Restricted Stock Units	2015 Performance Restricted Stock Units
Joey A. Jacobs	83,392	62,044
Ronald M. Fincher	18,367	12,774
Brent Turner	16,954	11,709
Christopher L. Howard	14,891	10,645
David M. Duckworth	11,648	7,299

The restricted stock units granted in 2016 and 2015 are earned in three equal annual installments based upon the achievement of specified performance levels of Adjusted EPS. The number of shares of Common Stock that may be issued upon vesting of the restricted stock units ranges from 0% to 200% of the total number of units set forth above in accordance with a formula based on our Adjusted EPS. None of the performance vesting restricted stock units will vest for performance below 95% of the specified Adjusted EPS.

One-third of each of the target amounts for the 2015 and 2016 awards are subject to 2017 Adjusted EPS performance. For 2017 performance under the 2016 and 2015 restricted stock unit awards, the threshold award (as a percentage of the number of restricted stock units eligible for vesting based on 2017 performance) for each Named Executive Officer was 50%, the target award was 100% and the maximum award was 200%. The actual number of shares of Common Stock to be issued upon vesting of the restricted stock units each year is based on the Company's actual Adjusted EPS relative to the specified Adjusted EPS for the corresponding year. For purposes of determining vesting of restricted stock units granted in 2016 and 2015, Adjusted EPS was adjusted to account for exchange rate

## [Table of Contents](#)

fluctuations in order to compare results on a constant currency basis and for certain other non-recurring items, as permitted by the Incentive Plan that allows the Compensation Committee, in its sole discretion, to exclude, or adjust to reflect, the impact of any event or occurrence that the Compensation Committee determines should be appropriately excluded or adjusted.

For purposes of our 2016 and 2015 awards of performance vesting restricted stock units, our target level Adjusted EPS was \$2.61 for 2016 and \$2.50 for 2015, respectively. The tables below set forth the number of shares of Common Stock that each Named Executive Officer was eligible to earn for 2017 performance under the 2016 and 2015 restricted stock unit awards (as a percentage of the number of restricted stock units eligible for vesting based on 2017 performance), subject to continued employment throughout the performance period, based upon the Company's actual Adjusted EPS for 2017. For example, for the 2016 restricted stock unit awards, if our Adjusted EPS for 2017 was \$2.61, each Named Executive Officer would earn the number of shares of Common Stock equal to 100% of the number of restricted stock units that may vest based on 2017 performance, or one-third of the 2016 target grant. The remaining one-third remains subject to 2018 performance standards.

Adjusted EPS of \$2.48 - \$2.61	2016 Restricted Stock Units	Adjusted EPS of \$2.74 or Greater
	Adjusted EPS of \$2.61 - \$2.74	
50% - 100%	100% - 200%	200%

For the 2015 restricted stock unit awards, if our Adjusted EPS for 2017 was \$2.50, each Named Executive Officer would earn the number of shares of Common Stock equal to 100% of the number of restricted stock units that may vest based on 2017 performance, or one-third of the 2015 target grant.

Adjusted EPS of \$2.34 - \$2.50	2015 Restricted Stock Units	Adjusted EPS of \$2.63 or Greater
	Adjusted EPS of \$2.50 - \$2.63	
50% - 100%	100% - 200%	200%

On February 28, 2018, the Compensation Committee met to determine whether and the extent to which the 2017 performance goals for the 2016 and 2015 restricted stock unit awards had been achieved. The Compensation Committee determined that actual Adjusted EPS for 2017 was \$2.41. As a result, the restricted stock units issued in 2016 did not vest and the following number of shares of Common Stock were earned by the Named Executive Officers for 2017 pursuant to the 2015 restricted stock unit awards:

Name	2015 Restricted Stock Unit Grant	Target Shares Subject to 2017 Performance(1)	Shares Issued Upon Vesting of 2015 Restricted Stock Unit Grant(2)
Joey A. Jacobs	62,044	20,682	13,621
Ronald M. Fincher	12,774	4,258	2,804
Brent Turner	11,709	3,903	2,571
Christopher L. Howard	10,645	3,549	2,337
David M. Duckworth	7,299	2,433	1,602

(1) Amounts reflect one-third of the grant.

(2) Amounts reflect one-third of the grant multiplied by approximately 66%.

### 2018 Annual Awards

As discussed earlier, the Compensation Committee implemented significant changes to our compensation program for 2018. The Compensation Committee continued to maintain Adjusted EPS as the core long-term metric for purposes of performance vesting equity awards and continues to believe that a substantial portion of equity awards should be performance based (with 75% of awards being performance vesting restricted stock units and 25% of awards being time vesting restricted stock). However, it made the following changes for 2018 awards:

- The Compensation Committee reduced Mr. Jacobs' 2018 target long-term incentive award by \$500,000, or 7%, when compared to his 2017 target award.

## Table of Contents

- Financial performance will be measured annually, with Adjusted EPS goals for each of the three years in the performance period set at the beginning of each year of the three-year term of the award.
- A TSR modifier that measures the Company's TSR performance relative to a group of industry comparators over the full three-year performance period was added.
- Shares earned annually based on Adjusted EPS results are accumulated and released at the end of the three-year term of the award, subject to adjustment based on the new relative TSR modifier. The Compensation Committee believes that release of shares at the end of the three-year term in combination with the application of a three-year relative TSR modifier increases the long-term orientation of the compensation program.
- The number of shares accumulated during the term are increased or decreased by up to 25% at the end of the three-year term based on our three-year TSR relative to that of the TSR Peer Group. If our absolute TSR is negative, the TSR modifier is capped at 0% and cannot increase the share payout.
- The Adjusted EPS performance range has been expanded to a range of 92.5% to 107.5%. This more expansive range recognizes potential business volatility over a three-year term and is consistent with the approach taken by our peers.
- Given the longer three-year payout, an executive whose employment is terminated during the three-year performance period due to death, disability, retirement, or without cause or for good reason will vest at the end of the three-year performance period, subject to the Company's achievement of the performance goals.

Effective March 2, 2018, the Compensation Committee approved grants of the following number of performance vesting restricted stock units (subject to the achievement of certain performance goals and continued employment) and shares of time vesting restricted stock under the Incentive Plan to our Named Executive Officers:

Name	Performance	
	Restricted Stock Units	Restricted Stock
Joey A. Jacobs	128,241	42,747
Ronald M. Fincher	30,741	10,247
Brent Turner	28,377	9,459
Christopher L. Howard	24,443	8,148
David M. Duckworth	21,183	7,061

The 2018 annual awards of performance vesting restricted stock units reflect the changes described above and include the following TSR modifier:

Relative TSR Achieved (compared to TSR Peer Group)	% of Target Awarded(1)(2)
75th percentile or greater	125%
55th percentile	100%
30th percentile or less	75%

(1) Interpolated for performance between percentiles.

(2) TSR Modifier capped at 100% if the Company's TSR is negative, regardless of applicable Adjusted EPS amount.

*Restricted Stock.* The time vesting restricted stock granted in 2018 vests 25% per year on the four successive anniversaries of the date of grant.

## [Table of Contents](#)

See the section above entitled “Components of Executive Compensation – Equity-Based Compensation – 2017 Annual Awards” for more information about restricted stock units, restricted stock and how 2018 awards will vest based on future performance.

### *2018 Transition Awards*

As a result of the 2018 change in the vesting schedule of performance vesting restricted stock units from annual vesting to three-year vesting, there will be a gap in vesting of equity awards of our Named Executive Officers prior to the completion of the initial three-year term of the 2018 awards. In order to mitigate that gap and to facilitate the transition to the new approach, the Compensation Committee made an additional one-time special transition award of performance vesting restricted stock units to our Named Executive Officers, other than Mr. Jacobs, effective March 2, 2018. The Compensation Committee believes that the transition awards will serve as a retention tool and provide motivation to the executive officers during this transition period.

The Compensation Committee approved transition grants of the following number of performance vesting restricted stock units (subject to the achievement of certain performance goals and continued employment) under the Incentive Plan to our Named Executive Officers:

Name	Performance Restricted Stock Units
Joey A. Jacobs	—
Ronald M. Fincher	15,371
Brent Turner	14,188
Christopher L. Howard	12,222
David M. Duckworth	10,592

The transition awards have the same general design as the 2018 annual awards but with a shorter term. The one-time special awards are equal to 50% of the grant date value of the 2018 annual performance vesting restricted stock unit awards. The methodology for establishing the vesting criteria and other terms for the 2018 transition awards of performance vesting restricted stock units is consistent with that for the 2018 annual awards with the financial measure Adjusted EPS used for evaluating performance. However, the transition awards will vest over a two-year period instead of three years and the TSR modifier for the transition awards will be based on the two-year TSR for the Company and the TSR Peer Group. See the section above entitled “– 2018 Annual Awards” for more information about the general terms of the transition awards.

The 2017 performance vesting restricted stock units are included in the Summary Compensation Table, Grants of Plan-Based Awards in 2017 table and the Outstanding Equity Awards at December 31, 2017 table below. The 2018 performance vesting restricted stock units (annual awards and transition awards) are not shown in any of those tables and instead will be included in the proxy statement for our 2019 annual meeting, but we believe that an understanding of these most recent awards is important in evaluating our executive compensation practices and determining your say-on-pay vote.

### *Perquisites and other Benefits*

We provide our Named Executive Officers with modest perquisites (less than \$10,000 on an annual basis) that our Compensation Committee believes are reasonable and consistent with our overall executive compensation program. Our Compensation Committee believes that such perquisites help us to retain our executive personnel and allows them to operate more effectively.

Our Named Executive Officers are eligible for health and welfare benefits available to eligible Company employees during active employment under the same terms and conditions. These benefits include medical, dental, vision, short-term and long-term disability and group-term life insurance coverage. The Named Executive Officers also participate in a separate insurance plan that provides long term care benefits to the executives and their spouses. Our general policies applicable to all employees govern paid vacation and other time off for our Named Executive Officers.

### **Compensation Clawback Policy**

If the Company is required to restate its financial statements as a result of misconduct, Section 304 of the Sarbanes-Oxley Act requires the Chief Executive Officer and the Chief Financial Officer to reimburse the Company for: (i) any bonus or other incentive-based or equity-based compensation received during the 12 months following the public issuance of the financial statements; and (ii) any profits realized from the sale of Company securities during those 12 months. On February 26, 2015, the Compensation Committee adopted and approved a compensation clawback policy applicable to performance-based equity awards issued to executive officers during and after 2015. Under the clawback policy, if a Named Executive Officer is determined by the Board to have engaged in fraud or misconduct contributing to restatement of the Company's financial statements, the Board shall take appropriate action to address such events, including requiring (i) reimbursement of any equity securities that vested during the preceding three year period, including any proceeds from the sale of such securities, and (ii) cancellation of all unvested equity securities during such three-year period.

Section 954 of the Dodd-Frank Act directs the SEC to promulgate additional rules requiring companies listed on stock exchanges to adopt policies regarding the recovery of executive compensation from executive officers for accounting restatements resulting from material noncompliance with any financial reporting requirement under the securities laws. In accordance with Section 954 of the Dodd-Frank Act, the SEC issued proposed rules in 2015 regarding the adoption of clawback policies. Upon the SEC's adoption and publication of final rules implementing these requirements, the Compensation Committee will review and, if necessary, revise the Company's clawback policy to conform with such rules.

### **Deferred Compensation Plan**

On February 28, 2013, our Board adopted and approved the Acadia Healthcare Company, Inc. Deferred Compensation Plan, effective February 1, 2013 (the "Deferred Compensation Plan"). The Deferred Compensation Plan is designed to provide tax-deferred compensation for our eligible employees, including executive officers. Deferred compensation plans are common in our industry, and help in the recruitment and retention of top executive talent.

Under the Deferred Compensation Plan, participants may defer up to 50% of their annual base compensation and up to 100% of any performance-based compensation. Participants are fully vested in their deferral accounts as to amounts they elect to defer. No employer matching contributions are made to the Deferred Compensation Plan. Participants will be able to select from several fund choices and their deferred compensation account will increase or decrease in value in accordance with the performance of the funds selected. Participants may receive a distribution from the Deferred Compensation Plan upon a qualifying distribution event such as separation from service, disability, death, change in control or an unforeseeable emergency. Following a participant's separation from the Company for any reason, the participant's vested interest in the account is paid to the participant (or the participant's beneficiary in the event of the participant's death) either in a lump sum or up to ten annual installments, as elected by the participant. The Deferred Compensation Plan is intended to be an unfunded plan administered and maintained by the Company primarily for the purpose of providing deferred compensation benefits to participants.

### **Risk Assessment**

In addition to overseeing the Company's executive compensation program, the Compensation Committee considers the risk profile of the Company's compensation policies and practices for all employees. The Compensation Committee has concluded that the Company's compensation program does not encourage excessive or inappropriate risk taking and determined that such program is not reasonably likely to have a material adverse impact on the Company. See "CORPORATE GOVERNANCE – Risk Oversight" for more information about the Board's role in our risk management process.



## Internal Revenue Code Section 162(m)

Code Section 162(m) limits the deductibility of compensation in excess of \$1 million paid to certain “covered employees” of a publicly held corporation. For taxable years ending December 31, 2017 and earlier, “covered employees” generally referred to the company’s Chief Executive Officer and its next three most highly compensated executive officers (excluding the Chief Financial Officer) in the year that the compensation is paid. This limitation does not apply to compensation that is considered “qualified performance-based compensation” under the rules of Section 162(m). The exemption from Section 162(m)’s deduction limitation for “qualified performance-based compensation” has been repealed by recent legislation, effective for taxable years beginning after December 31, 2017, such that compensation paid to our covered executive officers in excess of \$1 million will not be deductible unless it qualifies for transition relief applicable to certain arrangements in place as of November 2, 2017 (the scope of which is uncertain under the legislation). In addition, beginning with taxable years beginning after December 31, 2017, “covered employees” generally was expanded to include the Company’s chief financial officer; also, each individual who is a covered employee for any taxable year beginning after December 31, 2016 will remain a covered employee for all future years. Our Compensation Committee continues to evaluate the changes to Section 162(m) and their significance to our compensation programs, but its primary focus remains on designing and maintaining executive compensation arrangements that will attract and retain the executive talent we need to compete successfully.

## Stock Ownership Guidelines, Insider Trading Policy, Hedging and Pledging

In March 2012, the Board of Directors adopted stock ownership guidelines for non-management directors. The guidelines require that each non-management director hold an investment position in our Common Stock equal in value to five times the annual cash retainer (exclusive of any Board committee retainers) paid to non-management directors. The guidelines provide for a five-year transition period during which directors can attain the required ownership. As of December 31, 2017, all of our non-management directors not in a transition period satisfied the applicable stock ownership guidelines.

In December 2014, the Board of Directors adopted stock ownership guidelines for certain designated officers. The guidelines require that the Named Executive Officers hold an investment position in our Common Stock equal to the following multiples of annual base salary:

Position	Fair Market Value of Stock Holdings as a Multiple of Base Salary
Chief Executive Officer	5x
Other Named Executive Officers	3x

The guidelines provide for a five-year transition period during which executive officers can attain the required ownership. If an executive officer becomes subject to a greater ownership threshold due to an increase in the amount of his or her annual base salary, the executive officer must satisfy the greater ownership threshold within the later of the original five-year transition period or two years from the effective date of the increase in annual base salary.

Pursuant to the stock ownership guidelines applicable to non-management directors and executive officers, ownership of the following shares of Common Stock (“Qualified Shares”) are counted toward the satisfaction of the applicable ownership requirements: (i) shares owned directly by the non-management director or the executive officer; (ii) shares owned indirectly (e.g. by a spouse or in trust); (iii) restricted shares, including restricted shares that have been granted but that have not vested; (iv) shares issuable upon the settlement of vested restricted stock units; and (v) shares obtained through stock option exercises. For the avoidance of doubt, shares that underlie unexercised options, whether or not vested, will not be deemed to be Qualified Shares.

We maintain an insider trading policy that governs transactions in our securities by directors, officers and other employees. Among other provisions, the policy prohibits “short-selling” of any equity security of the Company and any hedging transactions. Directors and officers are also prohibited from holding our securities in a margin account or otherwise pledging our securities as collateral for a loan.

**Termination and Change-in-Control Arrangements**

Under the terms of the compensation plans and employment agreements with the Named Executive Officers, the Named Executive Officers are entitled to payments and benefits upon the occurrence of specified events including termination of employment. The specific terms of these arrangements are discussed under the heading “EXECUTIVE COMPENSATION – Potential Payments Upon Termination or Change in Control under the Employment Agreements.” The Compensation Committee believes that these arrangements are appropriate and necessary to attract and retain talented senior executives. The Compensation Committee believes that the potential payments and benefits provide security and encourage retention in the event of an actual or potential change in control, such as a sale or “hostile” takeover. The absence of such arrangements could impact our ability to hire talented executives and an executive’s willingness to work through a merger or sale transaction which could be beneficial to our stockholders.

**COMPENSATION COMMITTEE REPORT**

The Compensation Committee has reviewed and discussed the Compensation Discussion and Analysis required by SEC Regulation S-K, Item 402(b) with management. Based on such review and discussions, the Compensation Committee recommended to the Board of Directors that the Compensation Discussion and Analysis be included in this Proxy Statement.

COMPENSATION COMMITTEE:

Wade D. Miquelon, Chairman  
Christopher R. Gordon  
Vicky B. Gregg  
William M. Petrie, M.D.

**EXECUTIVE COMPENSATION**

**Summary Compensation Table**

The following summary compensation table reflects the compensation paid or accrued by us with respect to each of the Named Executive Officers:

Name and Principal Position	Year	Salary	Stock Awards(1)	Non-Equity Incentive Plan Compensation(2)	All Other Compensation(3)	Total
Joey A. Jacobs <i>Chief Executive Officer</i>	2017	\$ 1,124,500	\$ 6,971,915	\$ 532,586	\$ 4,099	\$ 8,633,100
	2016	1,071,000	6,640,207	1,646,632	4,272	9,362,111
	2015	1,020,000	5,099,996	2,112,024	9,827	8,251,847
Ronald M. Fincher <i>Chief Operating Officer</i>	2017	676,000	1,520,986	209,340	4,099	2,410,425
	2016	650,000	1,462,483	653,425	4,272	2,770,180
	2015	600,000	2,232,332	848,810	9,827	3,690,914
Brent Turner <i>President</i>	2017	624,000	1,403,990	193,237	2,946	2,224,173
	2016	600,000	1,349,971	778,076	3,037	2,556,170
	2015	550,000	1,558,538	716,884	10,194	2,896,808
Christopher L. Howard <i>Executive Vice President, General Counsel and Secretary</i>	2017	537,500	1,209,361	166,450	2,946	1,916,257
	2016	527,000	1,185,741	529,777	3,037	2,245,555
	2015	500,000	1,293,723	707,341	10,276	2,511,340
David M. Duckworth <i>Chief Financial Officer</i>	2017	598,900	1,048,078	163,645	13,512	1,824,135
	2016	530,000	927,511	470,111	13,563	1,941,185
	2015	480,000	860,051	599,160	10,289	1,949,500

(1) Reflects the aggregate grant date fair value of restricted stock and restricted stock units granted to each Named Executive Officer pursuant to the Incentive Plan, computed in accordance with Financial Accounting Standards Board Accounting Standards Codification Topic 718, “Stock Compensation,” or ASC 718. The awards are described in more detail in the Grants of Plan-Based Awards section below. See Note 8 to the Consolidated Financial Statements contained in the Company’s 2017 Annual Report on Form 10-K for assumptions relevant to the valuation of stock awards. With respect to annual grants of restricted stock units, the units vest over three years and the amounts assume that target performance goals are attained in all three years.

Assuming that the maximum performance goals are attained in all three years, the aggregate grant date fair value of the annual grants of restricted stock unit awards would have been:

Name	2017 RSU Awards	2016 RSU Awards	2015 RSU Awards
Joey A. Jacobs	\$ 10,457,851	\$ 9,960,340	\$ 7,650,025
Ronald M. Fincher	2,281,501	2,193,754	1,575,034
Brent Turner	2,106,007	2,024,986	1,443,720
Christopher L. Howard	1,814,041	1,778,581	1,312,529
David M. Duckworth	1,572,117	1,391,237	899,967

Therefore, assuming the maximum performance goals are attained in all three years, the aggregate grant date fair value of the total stock awards (including awards of both restricted stock and restricted stock units) would have been:

Name	2017 Stock Awards	2016 Stock Awards	2015 Stock Awards
Joey A. Jacobs	\$ 12,200,841	\$ 11,620,377	\$ 8,925,009
Ronald M. Fincher	2,661,736	2,559,360	3,019,849
Brent Turner	2,456,994	2,362,463	2,280,398
Christopher L. Howard	2,116,382	2,075,031	1,949,987
David M. Duckworth	1,834,136	1,623,130	1,310,034

See the section above entitled “COMPENSATION DISCUSSION AND ANALYSIS – Components of Executive Compensation – Equity-Based Compensation” for more information about the restricted stock and restricted stock units.

- (2) Reflects cash awards earned during the years indicated under the Incentive Plan. See the section above entitled “COMPENSATION DISCUSSION AND ANALYSIS – Components of Executive Compensation – Annual Non-Equity Incentive Compensation” for more information.
- (3) Represents certain long term care insurance benefits.

**Grants of Plan-Based Awards**

The following table sets forth certain information regarding plan—based awards granted to the Named Executive Officers during 2017:

Name	Grant Date	Estimated Possible Payouts Under Non— Equity Incentive Plan Awards(1)			Estimated Future Payouts Under Equity Incentive Plan Awards(2)			All Other Stock Awards: Number of Shares of Stock or Units(3)	Grant Date Fair Value of Stock and Option Awards(4)
		Threshold	Target	Maximum	Threshold	Target	Maximum		
Joey A. Jacobs	N/A	\$365,463	\$1,461,850	\$2,923,700	—	—	—	—	\$ —
	3/29/17	—	—	—	—	—	—	39,986	1,742,990
	3/29/17	—	—	—	59,979	119,957	239,914	—	5,228,926(5)
Ronald M. Fincher	N/A	143,650	574,600	1,149,200	—	—	—	—	—
	3/29/17	—	—	—	—	—	—	8,723	380,236
	3/29/17	—	—	—	13,085	26,170	52,340	—	1,140,750(5)
Brent Turner	N/A	132,600	530,400	1,060,800	—	—	—	—	—
	3/29/17	—	—	—	—	—	—	8,052	350,987
	3/29/17	—	—	—	12,079	24,157	48,314	—	1,053,004(5)
Christopher L. Howard	N/A	114,219	456,875	913,750	—	—	—	—	—
	3/29/17	—	—	—	—	—	—	6,936	302,340
	3/29/17	—	—	—	10,404	20,808	41,616	—	907,021(5)
David M. Duckworth	N/A	112,294	449,175	898,350	—	—	—	—	—
	3/29/17	—	—	—	—	—	—	6,011	262,019
	3/29/17	—	—	—	9,017	18,033	36,066	—	786,058(5)

- (1) The estimated payouts shown reflect non – equity incentive awards granted under the Incentive Plan, where receipt is contingent upon the achievement of specified performance goals. The amounts in the “Threshold” column assume threshold performance for one but not both of the specified performance goals. See the section above entitled “COMPENSATION DISCUSSION AND ANALYSIS – Components of Executive Compensation – Annual Non-Equity Incentive Compensation” for more information about the awards.
- (2) Reflects the number of shares of Common Stock issuable upon vesting of restricted stock units granted under the Incentive Plan. The restricted stock units granted on March 29, 2017 vest in three annual installments based upon the achievement of certain performance goals and continued employment. See the section above entitled “COMPENSATION DISCUSSION AND ANALYSIS – Components of Executive Compensation – Equity-Based Compensation – 2017 Awards” for more information about the restricted stock units.
- (3) Reflects shares of restricted stock granted under the Incentive Plan, which will vest in four equal annual installments commencing one year after the date of grant.
- (4) Reflects the aggregate grant date fair value computed in accordance with ASC 718.
- (5) With respect to restricted stock units granted under the Incentive Plan, the amounts shown assume that target performance goals are attained during each of the three years in the performance period and continued employment throughout the performance period. For additional information, see the section above entitled “COMPENSATION DISCUSSION AND ANALYSIS – Components of Executive Compensation – Equity-Based Compensation – 2017 Awards.”

[Table of Contents](#)

**Outstanding Equity Awards at Fiscal Year-End**

The following table provides certain information with respect to the Named Executive Officers regarding outstanding equity awards as of December 31, 2017 that represent potential amounts that may be realized in the future:

Name	Option Awards				Stock Awards			
	Number of Securities Underlying Unexercised Options(1)		Option Exercise Price	Option Expiration Date	Number of Shares or Units of Stock That Have Not Vested	Market Value of Shares or Units of Stock Held that Have Not Vested(2)	Equity Incentive Plan Awards: Number of Unearned Shares, Units or Other Rights That Have Not Vested	Equity Incentive Plan Awards: Payout Value of Unearned Shares, Units or Other Rights That Have Not Vested(2)
	(Exercisable)	(Unexercisable)						
Joey A. Jacobs	18,315	—	\$15.96	3/19/22	—	\$ —	—	\$ —
	33,000	—	29.39	3/29/23	—	—	—	—
	17,662	8,832(3)	50.75	2/27/24	—	—	—	—
	—	—	—	—	5,027(4)	164,031	—	—
	—	—	—	—	15,511(5)	337,427	—	—
	—	—	—	—	—	—	20,681(8)	674,832
	—	—	—	—	27,797(6)	680,270	—	—
	—	—	—	—	—	—	27,797(9)	907,027
Ronald M. Fincher	—	—	—	—	39,986(7)	1,304,743	—	—
	—	—	—	—	—	—	119,957(10)	3,914,197
	4,772	2,387(3)	50.75	2/27/24	—	—	—	—
	—	—	—	—	1,360(4)	44,377	—	—
	—	—	—	—	2,130(5)	69,502	—	—
	—	—	—	—	—	—	4,258(8)	138,939
	—	—	—	—	4,592(6)	149,837	—	—
	—	—	—	—	—	—	6,122(9)	199,772
Brent Turner	—	—	—	—	8,723(7)	284,631	—	—
	—	—	—	—	—	—	26,170(10)	853,927
	7,591	—	15.96	3/19/22	—	—	—	—
	13,350	—	29.39	3/29/23	—	—	—	—
	4,544	2,275(3)	50.75	2/27/24	—	—	—	—
	—	—	—	—	1,293(4)	42,191	—	—
	—	—	—	—	1,953(5)	63,726	—	—
	—	—	—	—	—	—	3,903(8)	127,355
Christopher L. Howard	—	—	—	—	4,239(6)	138,319	—	—
	—	—	—	—	—	—	5,651(9)	184,403
	—	—	—	—	8,052(7)	262,737	—	—
	—	—	—	—	—	—	24,157(10)	788,243
	6,466	—	15.96	3/19/22	—	—	—	—
	9,500	—	29.39	3/29/23	—	—	—	—
	4,091	2,047(3)	50.75	2/27/24	—	—	—	—
	—	—	—	—	1,166(4)	38,047	—	—
	—	—	—	—	1,774(5)	57,886	—	—
	—	—	—	—	—	—	3,548(8)	115,782
	—	—	—	—	3,723(6)	121,481	—	—
	—	—	—	—	—	—	4,964(9)	161,964
	—	—	—	—	6,936(7)	226,322	—	—
	—	—	—	—	—	—	20,808(10)	678,965

[Table of Contents](#)

Name	Option Awards				Stock Awards			
	Number of Securities Underlying Unexercised Options(1)		Option Exercise Price	Option Expiration Date	Number of Shares or Units of Stock That Have Not Vested	Market Value of Shares or Units of Stock Held that Have Not Vested(2)	Equity Incentive Plan Awards: Number of Unearned Shares, Units or Other Rights That Have Not Vested	Equity Incentive Plan Awards: Market or Payout Value of Unearned Shares, Units or Other Rights That Have Not Vested(2)
	(Exercisable)	(Unexercisable)						
David M. Duckworth	875	—	\$ 9.40	11/16/21	—	\$ —	—	\$ —
	814	—	15.96	3/19/22	—	—	—	—
	7,591	—	16.60	8/2/22	—	—	—	—
	9,500	—	29.39	3/29/23	—	—	—	—
	2,596	1,301(3)	50.75	2/27/24	—	—	—	—
	—	—	—	—	739(4)	24,114	—	—
	—	—	—	—	1,217(5)	39,711	—	—
	—	—	—	—	—	—	2,433(8)	79,389
	—	—	—	—	2,925(6)	95,443	—	—
	—	—	—	—	—	—	3,883(9)	126,691
	—	—	—	—	6,011(7)	196,139	—	—
	—	—	—	—	—	—	18,033(10)	588,417

(1) The amounts shown reflect stock options granted under the Incentive Plan.

(2) Based on the closing sales price of our Common Stock of \$32.63 on The NASDAQ Global Select Market on December 29, 2017.

(3) These stock options will become exercisable on February 27, 2018.

(4) These shares of restricted stock vest on February 27, 2018.

(5) One-half of these shares of restricted stock vest on each of February 24, 2018 and February 24, 2019.

(6) One-third of these shares of restricted stock vest on each of February 5, 2018, February 5, 2019 and February 5, 2020.

(7) One-fourth of these shares of restricted stock vest on each of March 29, 2018, March 29, 2019, March 29, 2020 and March 29, 2021.

(8) Reflects the aggregate target number of shares that will vest upon the achievement of certain performance goals established for the restricted stock units granted in 2015 under the Incentive Plan and continued employment. See the section above entitled “COMPENSATION DISCUSSION AND ANALYSIS – Components of Executive Compensation – Equity-Based Compensation” for more information about the restricted stock units.

(9) Reflects the aggregate threshold number of shares that will vest upon the achievement of certain performance goals established for the restricted stock units granted in 2016 under the Incentive Plan and continued employment. See the section above entitled “COMPENSATION DISCUSSION AND ANALYSIS – Components of Executive Compensation – Equity-Based Compensation” for more information about the restricted stock units.

(10) Reflects the aggregate target number of shares that will vest upon the achievement of certain performance goals established for the restricted stock units granted in 2017 under the Incentive Plan and continued employment. See the section above entitled “COMPENSATION DISCUSSION AND ANALYSIS – Components of Executive Compensation – Equity-Based Compensation – 2017 Awards” for more information about the restricted stock units.

**Option Exercises and Stock Vested**

The following table shows the amounts received by the Named Executive Officers upon the exercise of stock options or the vesting of restricted stock and restricted stock units during 2017:

Name	Option Awards		Stock Awards	
	Number of Shares Acquired on Exercise	Value Realized on Exercise	Number of Shares Acquired on Vesting	Value Realized on Vesting
Joey A. Jacobs	—	\$ —	59,016	\$ 2,524,114(1)
	—	—	6,949	269,621(2)
	—	—	5,170	232,340(3)
	—	—	5,024	225,025(4)
	—	—	4,700	205,155(5)
Ronald M. Fincher	7,591	223,403(6)	22,893	979,134(1)
	13,350	213,600(7)	1,530	59,364(2)
	—	—	1,064	47,816(3)
	—	—	1,357	60,780(4)
	—	—	1,875	81,844(5)
Brent Turner	—	—	17,226	736,756(1)
	—	—	1,412	54,786(2)
	—	—	975	43,817(3)
	—	—	1,293	57,913(4)
	—	—	1,875	81,844(5)
Christopher L. Howard	—	—	14,546	622,132(1)
	—	—	1,241	48,151(2)
	—	—	887	39,862(3)
	—	—	1,163	52,091(4)
	—	—	1,350	58,928(5)
David M. Duckworth	—	—	9,809	419,531(1)
	—	—	970	37,636(2)
	—	—	608	27,324(3)
	—	—	739	33,100(4)
	—	—	1,350	58,928(5)

- (1) Based on the closing sales price of our Common Stock of \$42.77 on The NASDAQ Global Select Market on March 14, 2017, the date that the restricted stock units vested. See the section above entitled “COMPENSATION DISCUSSION AND ANALYSIS – Components of Executive Compensation – Equity-Based Compensation” for more information about the restricted stock units.
- (2) Based on the closing sales price of our Common Stock of \$38.80 on The NASDAQ Global Select Market on February 3, 2017, the first business day immediately prior to the date that the shares of restricted stock vested.
- (3) Based on the closing sales price of our Common Stock of \$44.94 on The NASDAQ Global Select Market on February 24, 2017, the first business day immediately prior to the date that the shares of restricted stock vested.
- (4) Based on the closing sales price of our Common Stock of \$44.79 on The NASDAQ Global Select Market on February 27, 2017, the first business day immediately prior to the date that the shares of restricted stock vested.
- (5) Based on the closing sales price of our Common Stock of \$43.65 on The NASDAQ Global Select Market on March 29, 2017, the date that the shares of restricted stock vested.
- (6) Based on the closing sales price of our Common Stock of \$45.39 on The NASDAQ Global Select Market on May 2, 2015, the date that the options were exercised, less the option exercise price of \$15.96.
- (7) Based on the closing sales price of our Common Stock of \$45.39 on The NASDAQ Global Select Market on May 2, 2015, the date that the options were exercised, less the option exercise price of \$29.39.



**Nonqualified Deferred Compensation**

The following table shows the activity during 2017 and the aggregate balances held by each of our Named Executive Officers at December 31, 2017 under the Deferred Compensation Plan.

Name	Executive Contributions in 2017(\$)(1)	Company Contributions in 2017(\$)	Aggregate Earnings in 2017(\$)	Aggregate Withdrawals / Distributions(\$)	Aggregate Balance at December 31, 2017(\$)(2)
Joey A. Jacobs	\$ —	\$ —	\$ 4,371	\$ —	\$ 28,708
Ronald M. Fincher	67,886	—	20,039	(77,398)	118,334
Brent Turner	215,690	—	177,122	—	1,271,209
Christopher L. Howard	161,048	—	211,461	—	1,129,719
David M. Duckworth	161,394	—	124,620	—	828,930

- (1) These amounts are included in the Summary Compensation Table above.  
(2) All amounts other than 2017 earnings are included in the Summary Compensation Table above.

Under the plan, participants may defer up to 50% of their annual base compensation and up to 100% of any performance-based compensation. Participants are fully vested in their deferral accounts as to amounts they elect to defer. No employer matching contributions are made to the Deferred Compensation Plan. Participants will be able to select from several fund choices and their deferred compensation account will increase or decrease in value in accordance with the performance of the funds selected. Participants may receive a distribution from the Deferred Compensation Plan upon a qualifying distribution event such as separation from service, disability, death, change in control or an unforeseeable emergency or on a specified date selected by a participant. Following a participant's separation from the Company for any reason, the participant's vested interest in the account is paid to the participant (or the participant's beneficiary in the event of the participant's death) either in a lump sum or up to ten annual installments, as elected by the participant. The Deferred Compensation Plan is intended to be an unfunded plan administered and maintained by the Company primarily for the purpose of providing deferred compensation benefits to participants.

**Potential Payments Upon Termination or Change in Control under the Employment Agreements**

In April 2014, we entered into amended and restated employment agreements with each of Messrs. Jacobs, Fincher, Turner and Howard, and an initial employment agreement with Mr. Duckworth (collectively, the "Employment Agreements"). A summary of the Employment Agreements is provided below.

*Compensation and Benefits*

The base salaries under the Employment Agreements are subject to an annual increase in the sole discretion of our Board. In addition to base salary, under the Employment Agreements the executives are entitled to participate, in their sole discretion, in all of our employee benefit programs for which senior executive employees are generally eligible. Each executive is also reimbursed for reasonable expenses incurred in connection with services performed under each executive's Employment Agreement.

*Non-Competition and Non-Solicitation*

During the term of each Employment Agreement and for 12 months thereafter (in the case of Mr. Duckworth), 24 months thereafter (in the case of Messrs. Fincher, Turner and Howard) or 36 months thereafter (in the case of Mr. Jacobs), each such executive is prohibited from (i) directly or indirectly managing, controlling, consulting, rendering services for or participating, engaging or owning an interest in any business which derives 25% of its gross revenue from the business of providing behavioral healthcare and/or related services and (ii) directly or indirectly managing, controlling, rendering services for or participating or consulting with any unit, division, segment or subsidiary of any other business that engages in or otherwise competes with (or was organized for the purpose of engaging in or competing with) the business of providing behavioral healthcare and/or related

## [Table of Contents](#)

services (subject to certain exceptions), in each case within any geographical area in which we engage in such businesses. During the term of each Employment Agreement and for 12 months thereafter (in the case of Mr. Duckworth), 24 months thereafter (in the case of Messrs. Fincher, Turner and Howard) or 36 months thereafter (in the case of Mr. Jacobs), each such executive is prohibited from directly or indirectly soliciting or hiring any employee or independent contractor of ours or directly or indirectly soliciting any customer, supplier, licensee, licensor or other business relation of ours. In addition, the executives are subject to customary confidentiality and non-disparagement obligations both during and following their employment with the Company.

### *Severance*

Under each Employment Agreement, if the executive is terminated without “Cause” or resigns with “Good Reason,” such executive is generally entitled to receive (subject to the satisfaction of certain conditions):

- Such executive’s base salary through the termination date;
- A prorated bonus amount for the calendar year in which the termination occurs;
- An amount equal to a multiple of the target annual cash bonus amount to which such executive would be entitled with respect to the calendar year in which the termination date occurs, determined as if all of the performance objectives for such year have been achieved at the target level;
- An amount equal to a multiple of such executive’s base salary as in effect on the termination date;
- Any unused and unpaid time off and sick pay accrued through the termination date and any incurred but unreimbursed business expenses as of the termination date;
- An amount equal to the cost of the premiums for continued health and dental insurance for the executive and/or his dependents in accordance with COBRA for a specified period;
- Full and immediate vesting of such executive’s stock options, restricted stock and other equity-based awards that are not intended to be performance-based compensation under Code Section 162(m); and
- Delay of vesting and forfeiture of such executive’s restricted stock and other equity-based awards that are intended to be performance-based compensation under Code Section 162(m) until the Company certifies the applicable performance goals have been met (collectively, the “Termination Payments”).

“Cause” (as defined in the Employment Agreements) means the occurrence of one or more of the following with respect to the applicable executive:

- The conviction of or plea of nolo contendere to a felony or other crime involving moral turpitude or the conviction of any crime involving misappropriation, embezzlement or fraud with respect to the Company or any of its subsidiaries or any of their customers, suppliers or other business relations;
- Conduct outside the scope of such executive’s duties and responsibilities under his Employment Agreement that causes the Company or any of its subsidiaries substantial public disgrace or disrepute or economic harm;
- Repeated failure to perform duties consistent with such Employment Agreement as reasonably directed by our Board;
- Any act or knowing omission aiding or abetting a competitor, supplier or customer of ours to our disadvantage or detriment;
- Breach of fiduciary duty, gross negligence or willful misconduct with respect to us;

## Table of Contents

- An administrative or other proceeding resulting in the suspension or debarment of such executive from participation in any contracts with, or programs of, the United States or any individual state or any agency or department thereof; or
- Any other material breach by such executive of his Employment Agreement or any other agreement between such executive and us, which is not cured to the reasonable satisfaction of our Board within 30 days after written notice thereof to such executive.

“Good Reason” (as defined in the Employment Agreements) means if the applicable executive resigns his employment with the Company as a result of one or more of the following actions (in each case taken without the executive’s written consent): (i) a reduction in such executive’s base salary (other than as part of an across-the-board reduction that (A) results in a 10% or less reduction of such executive’s base salary as in effect on the date of any such reduction or (B) is approved by our Chief Executive Officer); (ii) a material diminution of such executive’s job duties or responsibilities inconsistent with the executive’s position; (iii) any other material breach by us of such Employment Agreement; or (iv) a relocation of our principal executive offices and corporate headquarters outside of a 30-mile radius of Nashville, Tennessee following relocation thereto in accordance with such Employment Agreement; provided that, none of the events described in clauses (i) through (iv) shall constitute Good Reason unless such executive shall have notified us in writing describing the event which constitutes Good Reason within 90 days after the occurrence of such event and then only if we shall have failed to cure such event within 30 days after our receipt of such written notice and such executive elects to terminate his employment as a result at the end of such 30 day period.

If an executive that is party to an Employment Agreement dies or becomes disabled, such executive is entitled to the applicable Termination Payments (other than the amount equal to a multiple of the target annual cash bonus amount and the amount equal to a multiple of such executive’s base salary as in effect on the termination date). In the event that an executive becomes disabled not due to death, such executive is entitled to receive continued installment payments of such executive’s base salary as in effect on the termination date for a specified period of time.

If we terminate an executive under an Employment Agreement for Cause or if any such executive resigns without Good Reason, such executive is only entitled to receive his unpaid base salary through the termination date and any bonus amount to which such executive is entitled by reference to the calendar year that ended on or prior to the termination date. Upon any termination of employment under an Employment Agreement, whether voluntary or otherwise, such executive has the option to elect to continue health insurance coverage until the earlier of (A) such time as the executive is eligible to participate in another health plan or (B) the executive becomes eligible for Medicare.

The tables below show the amounts that each Named Executive Officer would have received assuming that the Named Executive Officer’s employment was terminated or he died or became disabled effective December 31, 2017. As of December 31, 2017 and except as noted below, none of the Named Executive Officers were entitled to any compensation or benefits for resignation or retirement. Furthermore, the Employment Agreements do not distinguish a termination following a change in control from a termination in another context. Therefore, a termination following a change in control will entitle a Named Executive Officer to severance benefits only if the Named Executive Officer’s employment is otherwise terminated without Cause by the Company or by the Named Executive Officer for Good Reason.

### *Mr. Jacobs*

<u>Executive Benefits and Payments upon Termination</u>	<u>Involuntary Termination without Cause<sup>(1)</sup></u>	<u>Death or Disability</u>
Base Salary	\$ 3,373,500 <sup>(2)</sup>	\$ 562,250 <sup>(3)</sup>
Non-Equity Incentive Plan Compensation <sup>(4)</sup>	4,385,550	4,385,550
Options (unexercisable) <sup>(5)</sup>	—	—
Restricted Stock (unvested) <sup>(6)</sup>	2,486,471	2,486,471
Insurance Benefits	49,553 <sup>(7)</sup>	8,259 <sup>(8)</sup>
Accrued Vacation <sup>(9)</sup>	86,501	86,501

## Table of Contents

### Mr. Fincher

<u>Executive Benefits and Payments upon Termination</u>	<u>Involuntary Termination without Cause(1)</u>	<u>Death or Disability</u>
Base Salary	\$ 1,352,000(2)	\$ 338,000(3)
Non-Equity Incentive Plan Compensation(4)	1,149,200	1,149,200
Options (unexercisable)(5)	—	—
Restricted Stock (unvested)(6)	548,347	548,347
Insurance Benefits	48,354(7)	12,088(8)
Accrued Vacation(9)	52,000	52,000

### Mr. Turner

<u>Executive Benefits and Payments upon Termination</u>	<u>Involuntary Termination without Cause(1)</u>	<u>Death or Disability</u>
Base Salary	\$ 1,248,000(2)	\$ 312,000(3)
Non-Equity Incentive Plan Compensation(4)	1,060,800	1,060,800
Options (unexercisable)(5)	—	—
Restricted Stock (unvested)(6)	506,972	506,972
Insurance Benefits	43,620(7)	10,905(8)
Accrued Vacation(9)	48,000	48,000

### Mr. Howard

<u>Executive Benefits and Payments upon Termination</u>	<u>Involuntary Termination without Cause(1)</u>	<u>Death or Disability</u>
Base Salary	\$ 1,075,000(2)	\$268,750(3)
Non-Equity Incentive Plan Compensation(4)	913,750	913,750
Options (unexercisable)(5)	—	—
Restricted Stock (unvested)(6)	443,735	443,735
Insurance Benefits	43,645(7)	10,911(8)
Accrued Vacation(9)	35,142	35,142

### Mr. Duckworth

<u>Executive Benefits and Payments upon Termination</u>	<u>Involuntary Termination without Cause</u>	<u>Death or Disability</u>
Base Salary	\$ 1,197,800(2)	\$299,450(3)
Non-Equity Incentive Plan Compensation(4)	449,175	449,175
Options (unexercisable)(5)	—	—
Restricted Stock (unvested)(6)	355,406	355,406
Insurance Benefits	22,395(7)	11,198(8)
Accrued Vacation(9)	46,069	46,069

- (1) The amounts shown would have been payable if we terminated the Named Executive Officer's employment without Cause (as defined in his Employment Agreement) or if the Named Executive Officer resigned his employment for Good Reason (as defined in his Employment Agreement), provided that the Named Executive Officer had not breached the non-competition, non-solicitation, confidentiality and proprietary information provisions of his Employment Agreement.
- (2) The amount shown reflects the product of two times the Named Executive Officer's base salary (except for Mr. Jacobs, which amount reflects the product of three times his base salary) as in effect on December 31, 2017 pursuant to the terms of his Employment Agreement (assuming that he is not in violation of the restrictive covenants set forth in his Employment Agreement or his General Release, if applicable). Pursuant to the Employment Agreements, base salary amounts are payable in regular installments over the course of the applicable severance period.
- (3) The amount shown reflects the Named Executive Officer's base salary as in effect on December 31, 2017 payable for a period of six months in the event of disability pursuant to the terms of his Employment Agreement.

## Table of Contents

- (4) The amount shown reflects the cash incentive award of three times 130% of the base salary for Mr. Jacobs, two times 85% of the base salary for Messrs. Fincher, Howard and Turner and 75% of the base salary for Mr. Duckworth for 2017, assuming achievement of the performance goals at the target level, pursuant to the terms of the Employment Agreements.
- (5) None of the unvested options for the Named Executive Officers have an exercise price in excess of \$32.63, the closing sales price of our Common Stock as of December 29, 2017. See “EXECUTIVE COMPENSATION – Outstanding Equity Awards at Fiscal Year-End.”
- (6) The amount shown reflects the value of all unvested restricted stock not intended to qualify as performance-based compensation under Code Section 162(m) for each Named Executive Officer, which will immediately vest pursuant to the terms of his Employment Agreement, based on a market value of \$32.63 per share as of December 29, 2017. See “EXECUTIVE COMPENSATION – Outstanding Equity Awards at Fiscal Year-End.” Pursuant to each Named Executive Officer’s Employment Agreement, unvested restricted stock unit awards intended to qualify as performance-based compensation under Code Section 162(m) are not immediately forfeited at termination but remain subject to forfeiture restrictions related to pre-established performance goals until the results of the related goals have been satisfied. As of December 31, 2017, all unvested restricted stock units of each Named Executive Officer would remain subject to pre-established performance goals and would vest in future years based on future performance. See “EXECUTIVE COMPENSATION – Outstanding Equity Awards at Fiscal Year-End” for potential amounts that may be realized in the future with respect to each Named Executive Officer’s unvested restricted stock units as of December 29, 2017.
- (7) The amount shown reflects the cost of the premiums for continued health and dental insurance for the Named Executive Officer or his dependents, in accordance with COBRA, for a period of 36 months for Mr. Jacobs, 24 months for Messrs. Fincher, Howard and Turner and 12 months for Mr. Duckworth, pursuant to the terms of the Employment Agreements.
- (8) The amount shown reflects the cost of the premiums for continued health and dental insurance for the Named Executive Officer or his dependents, in accordance with COBRA, for a period of six months pursuant to the terms of his Employment Agreement.
- (9) The amount shown reflects unused paid time off, pursuant to the terms of the Named Executive Officer’s Employment Agreement and our paid time off policies.

### *2018 Equity Awards*

As described in “COMPENSATION DISCUSSION AND ANALYSIS - Components of Executive Compensation – Equity-Based Compensation – 2018 Annual Awards,” shares earned annually under performance vesting restricted stock unit awards made in 2018 are accumulated and released at the end of the three-year term of the award, subject to adjustment based on the new relative TSR modifier. Given the longer three-year payout for such awards, awards of an executive whose employment is terminated during the three-year performance period due to death, disability, retirement, or without cause or for good reason will vest at the end of the three-year performance period, subject to the Company’s achievement of the performance goals.

## Pay Ratio

As required by Section 953(b) of the Dodd-Frank Wall Street Reform and Consumer Protection Act, and Item 402(u) of Regulation S-K, we are providing the following information about the relationship of the annual total compensation of our employees and the annual total compensation of Mr. Jacobs, our Chief Executive Officer:

- the median of the annual total compensation of all employees of the Company (other than our Chief Executive Officer) was \$25,830; and
- the annual total compensation of our Chief Executive Officer, as reported in the Summary Compensation Table included elsewhere in this Proxy Statement, was \$8,633,100.

Based on this information, for 2017, the ratio of the annual total compensation of Mr. Jacobs, our Chief Executive Officer, to the median of the annual total compensation of all employees was 334 to 1.

To identify the median of the annual total compensation of all our employees, as well as to determine the annual total compensation of our median employee and our Chief Executive Officer, we took the following steps:

We determined that, as of December 31, 2017, our employee population consisted of approximately 40,600 individuals working at the Company and its consolidated subsidiaries, with approximately 20,000 of these individuals located in the United States and Puerto Rico and approximately 20,600 located in the United Kingdom (as reported in Item 1, *Business*, in our Annual Report on Form 10-K filed with the U.S. Securities and Exchange Commission on February 27, 2018). This population consisted of our full-time, part-time and temporary employees. The inclusion of part-time and temporary employees substantially reduces the median of the annual total compensation of all of our employees.

We prepared a list of employees at December 31, 2017 from our payroll records and evaluated total compensation. Total compensation includes salary, stock awards and non-equity incentive plan compensation. Compensation for full-time and part-time employees who commenced employment after January 1, 2017 was annualized. Compensation for temporary employees was not annualized. We used the exchange rate for the year ended December 31, 2017 of 1.29 British pounds to U.S. dollars to calculate total compensation for our employees located in the United Kingdom.

## DIRECTOR COMPENSATION

The table below sets forth the 2017 compensation earned by or paid to our non-management directors. Mr. Jacobs does not receive any additional compensation for his services as a director.

Name	Fees Earned or Paid in Cash <sup>(1)</sup>	Stock Awards <sup>(2)</sup>	Total
E. Perot Bissell	\$ 124,000	\$159,985	\$283,985
Christopher R. Gordon	99,500	159,985	259,485
Vicky B. Gregg	99,500	159,985	259,485
William F. Grieco	127,000	159,985	286,985
Wade D. Miquelon	114,500	159,985	274,485
William M. Petrie, M.D.	109,500	159,985	269,485
Hartley R. Rogers <sup>(3)</sup>	102,000	159,985	261,985
Reeve B. Waud	132,000	159,985	291,985

(1) Includes annual retainers and fees associated with chairing a Board committee.

(2) This column reflects the grant date fair value of restricted stock awards granted to directors calculated in accordance with ASC 718. On May 25, 2017, each non-management director elected or continuing to serve as a member of the Board received an award of 3,752 shares of restricted stock. The fair value of restricted stock awards is computed by multiplying the total number of shares subject to the award by the closing market price of the Company's common stock on the date immediately preceding the date of grant (\$42.64).

As of December 31, 2017, the non-management directors held the following number of shares of restricted stock: 5,645 for Ms. Gregg, 6,110 for each of Messrs. Bissell, Grieco, Miquelon, Rogers and Waud and Dr. Petrie, and 6,182 for Mr. Gordon.

(3) Mr. Rogers's term as a member of the Board will expire at the Annual Meeting.

Our Board of Directors adopted a compensation plan for non-management directors effective January 1, 2013, as amended May 19, 2016 (the "Directors Plan"), which provides:

- An annual cash retainer of \$87,000;
- An annual cash retainer of \$15,000 for each member of the Audit Committee and \$30,000 for the chair of the Audit Committee;
- An annual cash retainer of \$12,500 for each member of the Compensation Committee and \$27,500 for the chair of the Compensation Committee;
- An annual cash retainer of \$10,000 for each member of the Nominating Committee and \$22,000 for the chair of the Nominating Committee;
- An annual cash retainer of \$45,000 for the Lead Director;
- An initial grant of restricted stock having a value equal to \$160,000; and
- Following the year in which the initial grant of restricted stock was awarded, an annual grant of restricted stock having a value equal to \$160,000.

In addition to the compensation described above, we also reimburse our directors for travel and out-of-pocket expenses in connection with their attendance at meetings of our Board of Directors.

---

## [Table of Contents](#)

Under the Directors Plan, all annual retainers shall be paid on the date of our annual meeting of stockholders (the “Annual Meeting Date”). Each year as of the Annual Meeting Date, each non-management member of our Board who is re-elected or who otherwise continues to be a member of the Board immediately thereafter is automatically granted under the Directors Plan, without further action by us, our Board of Directors, the Compensation Committee or our stockholders, shares of our restricted stock having a value equal to \$160,000. The value of the restricted shares shall be based on the closing trading price of our Common Stock on the trading day immediately preceding the Annual Meeting Date. All restricted shares issued to non-management directors shall vest over three years with such shares to vest 33 1/3% per year on the three successive anniversary dates of the grant of restricted stock beginning on the first anniversary of the grant date.

Each of our directors is a party to an Indemnification Agreement with the Company pursuant to which we have agreed to indemnify and advance expenses to such director in connection with his service as our director, officer or agent to the fullest extent permitted by law and as set forth in each such agreement and, to the extent applicable, to maintain insurance coverage for each such director under our policies of directors’ and officers’ liability insurance.



## AUDIT COMMITTEE REPORT

Our management has primary responsibility for preparing our financial statements and implementing internal controls over financial reporting. Our independent registered public accounting firm, Ernst & Young LLP, is responsible for expressing an opinion on the conformity of our audited financial statements with accounting principles generally accepted in the United States and the effectiveness of our internal control over financial reporting.

The role and responsibilities of the Audit Committee are set forth in a written charter adopted by our Board of Directors. The charter is available on our website, [www.acadiahealthcare.com](http://www.acadiahealthcare.com), under the webpage “Investors – Corporate Governance.” The Audit Committee reviews and reassesses the adequacy of the charter annually or more often as necessary and recommends any proposed changes to the Board. The Audit Committee acted in accordance with its charter in 2017. In fulfilling its responsibilities for fiscal year 2017, the Audit Committee:

- Pre-approved all auditing and non-auditing services of Ernst & Young LLP;
- Reviewed and discussed with management our unaudited quarterly financial statements during 2017 and our audited financial statements for the fiscal year ended December 31, 2017, including a discussion of critical accounting policies used in such financial statements;
- Reviewed and discussed with the internal auditor the quality and appropriateness of our internal controls and reporting procedures;
- Discussed with Ernst & Young LLP the matters required to be discussed by Statement on Auditing Standards No. 1301, as amended, as adopted by the Public Company Accounting Oversight Board in Rule 3200T, both with and without management present; and
- Received the written disclosures and the letter from Ernst & Young LLP as required by the applicable requirements of the Public Company Accounting Oversight Board regarding Ernst & Young LLP’s communications with the Audit Committee concerning independence and discussed with Ernst & Young LLP their independence from us and management.

Based on the Audit Committee’s review of the audited financial statements and discussions with management and Ernst & Young LLP as described above, and in reliance thereon, the Audit Committee recommended to our Board of Directors that the audited financial statements for the fiscal year ended December 31, 2017 be included in our Annual Report on Form 10-K for filing with the SEC.

AUDIT COMMITTEE:

William F. Grieco, Chairman  
E. Perot Bissell  
Hartley R. Rogers

## CERTAIN RELATIONSHIPS AND RELATED PERSON TRANSACTIONS

### Registration Rights Agreement

Effective December 31, 2015, concurrently with the execution of the sale and purchase deed related to our acquisition of Priory Group No. 1 Limited, we entered into a third amended and restated registration rights agreement (the “Registration Rights Agreement”), with certain members of our current and former management (the “Management Investors”), WCP, investment funds affiliated with Bain Capital Partners, LLC (collectively, “Bain Capital”) and investment funds affiliated with Advent International Corporation. The Registration Rights Agreement grants certain stockholders “demand” registration rights for registered offerings and “piggyback” registration rights with respect to our securities. All expenses incident to registrations are required to be borne by us.

### Stockholders Agreement

Concurrently with the execution of the merger agreement related to our acquisition of CRC Health Group, Inc. (“CRC”), we entered into an amended and restated stockholders agreement (the “Stockholders Agreement”) with the Management Investors, WCP and Bain Capital. The Stockholders Agreement became effective on February 11, 2015 in connection with the closing of our acquisition of CRC.

The Stockholders Agreement granted WCP certain rights to designate a nominee for election to our board of directors which WCP exercised to designate Mr. Waud for election at the annual meeting of stockholders held in 2016 and certain consent rights over the transfer of shares by Management Investors that have expired. The Stockholders Agreement includes a standstill provision that, prior to Bain Capital’s sale of its Acadia common stock in August 2017, prevented Bain Capital from acquiring additional shares of our Common Stock, mounting a proxy contest, seeking to enter into a merger agreement, taking us private or taking certain other actions involving the sale or purchase of a substantial portion of our securities or debt.

The Stockholders Agreement provides that no Management Investor will take any of the following actions from the date the Company gives notice to the Management Investors that a preliminary or final prospectus has been circulated for a public offering and during the 60 days following the date of the final prospectus for such public offering: (i) offer, sell, contract to sell, pledge or otherwise dispose of, directly or indirectly, any of the Company’s or its subsidiaries’ equity securities or any securities convertible into or exchangeable or exercisable for such securities; (ii) enter into any transaction which would have the same effect as described in clause (i); (iii) enter into any swap, hedge or other arrangement that transfers, in whole or part, any of the economic consequences or ownership of any of the securities described in clause (i); or (iv) publicly disclose the intention to enter into any transaction described in clauses (i), (ii) or (iii). The foregoing restrictions do not apply to transactions made in the subject public offering and those to which the underwriters managing such public offering agree in writing. As used in this “– Stockholders Agreement” section, “public offering” refers to any offering by the Company of the Company’s or its subsidiaries’ capital stock or other equity securities to the public pursuant to an effective registration statement under the Securities Act or any comparable statement under any similar federal statute then in force.

## GENERAL INFORMATION

### Stockholder Proposals for 2018 Annual Meeting

Pursuant to Rule 14a-8 under the Exchange Act, proper stockholder proposals intended to be presented at our 2019 annual meeting of stockholders must be received by us at our principal executive offices at 6100 Tower Circle, Suite 1000, Franklin, Tennessee 37067 no later than November 23, 2018 for the proposals to be included in the Proxy Statement and form of proxy card for that meeting.

If a stockholder desires to bring a matter before our annual meeting of stockholders and the matter is submitted outside the process of Rule 14a-8, including with respect to nominations for election as directors, the stockholder must follow the procedures set forth in our Bylaws. Our Bylaws provide generally that stockholder proposals and director nominations to be considered at an annual meeting of stockholders may be made by a stockholder only if (1) the stockholder is a stockholder of record and is entitled to vote at the meeting, and (2) the stockholder gives timely written notice of the matter to our corporate secretary. To be timely, a stockholder's notice must be received at our principal executive offices not less than 90 days nor more than 120 days prior to the first anniversary of the preceding year's annual meeting of stockholders. However, in the event that our annual meeting is more than 30 days before or more than 70 days after the date of first anniversary of the preceding year's annual meeting of stockholders, notice by the stockholder must be so delivered not earlier than the close of business on the 120th day prior to such annual meeting and not later than the close of business on the later of the 90th day prior to such annual meeting or the tenth day following the day on which public announcement of the date of such meeting is first made by the Company. Under our Bylaws, notice with respect to the 2019 annual meeting of stockholders must be received at our principal executive offices between the dates of January 3, 2019 and February 2, 2019, unless the 2018 annual meeting is called for a date that is more than 30 days before or more than 70 days after May 3, 2019. The notice must set forth the information required by the provisions of our Bylaws dealing with stockholder proposals and nominations of directors.

### Annual Report on Form 10-K

As indicated in the Notice of Internet Availability of Proxy Materials, a copy of this Proxy Statement and our 2017 Annual Report to Stockholders has been posted on the website [www.proxyvote.com](http://www.proxyvote.com). **Upon the written request of any stockholder entitled to vote at the Annual Meeting, we will furnish, without charge, a copy of our Annual Report on Form 10-K for the year ended December 31, 2017, as filed with the SEC. Requests should be directed to Acadia Healthcare Company, Inc., 6100 Tower Circle, Suite 1000, Franklin, Tennessee 37067, Attention: Christopher L. Howard, Esq., Executive Vice President, General Counsel and Secretary, (615) 851-6000.** Our Annual Report to Stockholders and Annual Report on Form 10-K are not proxy soliciting materials.

### Delivery of Documents to Stockholders Sharing an Address

Householding is a program adopted by the SEC that permits companies and intermediaries (e.g., brokers) to satisfy the delivery requirements for annual reports, proxy statements and the Notices of Internet Availability of proxy materials sent to multiple stockholders of record who have the same address by delivering a single annual report, proxy statement or Notice of Internet Availability of Proxy Materials to that address. Householding is designed to reduce a company's printing costs and postage fees. Brokers with account holders who are stockholders of the Company may be householding the Company's proxy materials. If your household participates in the householding program, you will receive one Notice of Internet Availability of Proxy Materials. If you are a beneficial holder, you can request information about householding from your broker, bank or other nominee. If at any time you no longer wish to participate in householding and would prefer to receive a separate proxy statement, annual report or Notice of Internet Availability of Proxy Materials, please notify your broker if your shares are held in a brokerage account or us if you are a stockholder of record. You can notify us by sending a written request to our General Counsel and Secretary at 6100 Tower Circle, Suite 1000, Franklin, Tennessee 37067, or by calling (615) 861-6000. In addition, we will promptly deliver, upon written or oral request to the address or telephone number above, a separate copy of the annual report, proxy statement and Notice of Internet Availability of Proxy Materials to a stockholder at a shared address to which a single copy of the documents was delivered.

## [Table of Contents](#)

If you receive more than one Notice of Internet Availability of Proxy Materials, this means that you have multiple accounts holding Common Stock with brokers and/or the Company's transfer agent. Please vote all of your shares by following the instructions included on each Notice of Internet Availability of Proxy Materials. Additionally, to avoid receiving multiple sets of proxy materials in the future, the Company recommends that you contact Broadridge Financial Services, Inc. at [www.proxyvote.com](http://www.proxyvote.com) or (800) 579-1639 to consolidate as many accounts as possible under the same name and address. If you are a beneficial holder, please call your broker for instructions.

### **Electronic Access to Proxy Statement and Annual Report to Stockholders**

We have elected to provide this Proxy Statement and our 2017 Annual Report to Stockholders over the Internet through a "notice and access" model. The Notice of Internet Availability of Proxy Materials provides instructions on how you may access this Proxy Statement and our 2017 Annual Report to Stockholders on the Internet at [www.proxyvote.com](http://www.proxyvote.com) or request a printed copy at no charge. In addition, the Notice of Internet Availability of Proxy Materials provides instructions on how you may request to receive, at no charge, all future proxy materials in printed form by mail or electronically by email. Your election to receive proxy materials by mail or email will remain in effect until you revoke it. Choosing to receive future proxy materials by email will save us the cost of printing and mailing documents to stockholders and will reduce the impact of our annual meetings on the environment.

ACADIA HEALTHCARE COMPANY, INC.



Joey A. Jacobs

*Chairman, Director and Chief Executive Officer*

March 23, 2018

**Reconciliation of Adjusted EBITDA for Purposes of Compensation Plans  
(Unaudited)**

(in thousands)	2017	2016
Net income attributable to Acadia Healthcare Company, Inc.	\$199,835	\$ 6,143
Net loss attributable to noncontrolling interests	(246)	(1,967)
Provision for income taxes	37,209	28,779
Interest expense, net	176,007	181,325
Depreciation and amortization	143,010	135,103
EBITDA	555,815	349,383
Adjustments:		
Equity-based compensation expense (a)	23,467	28,345
Transaction-related expenses (b)	24,267	48,323
Debt extinguishment costs (c)	810	4,253
Loss on divestiture (d)	—	178,809
Gain on foreign currency derivatives (e)	—	(523)
Adjusted EBITDA, as reported	<u>\$604,359</u>	<u>\$608,590</u>
Severance and restructuring costs (f)	3,365	4,041
Impairment and other non-cash charges (g)	398	267
Foreign currency translation adjustment (j)	(6,064)	—
Adjusted EBITDA for purposes of compensation plans	<u>\$602,058</u>	<u>\$612,898</u>

**Reconciliation of Adjusted EPS for Purposes of Compensation Plans  
(Unaudited)**

(in thousands)	2017	2016
Net income attributable to Acadia Healthcare Company, Inc.	\$199,835	\$ 6,143
Adjustments to income:		
Transaction related expenses (b)	24,267	48,323
Debt extinguishment costs (c)	810	4,253
Loss on divestiture (d)	—	178,809
Gain on foreign currency derivatives (e)	—	(523)
Severance and restructuring costs (f)	3,365	4,041
Impairment and other non-cash charges (g)	398	267
Adoption of ASU 2016-09 (h)	1,740	—
Tax reform adjustment (i)	(10,000)	—
Foreign currency translation adjustment (j)	(3,895)	—
Income tax effect of adjustments to income (k)	(6,304)	(55,539)
Adjusted income from continuing operations attributable to Acadia Healthcare Company, Inc.	<u>\$210,216</u>	<u>\$210,245</u>
Weighted-average shares outstanding—diluted	87,060	85,972
Adjusted EPS for purposes of compensation plans	<u>\$ 2.41</u>	<u>\$ 2.45</u>

- (a) Represents the equity-based compensation expense of Acadia.
- (b) Represents transaction-related expenses incurred by Acadia related to acquisitions and integration efforts.
- (c) Represents debt extinguishment costs recorded in connection with the Amended and Restated Credit Agreement, including the discount and write-off of deferred financing costs.
- (d) As part of divestitures in the U.K. and U.S., the loss on divestiture includes an allocation of goodwill to the disposal groups of approximately \$106.9 million, loss on the sale of properties of approximately \$45.0 million, transaction-related expenses of approximately \$26.8 million and write-off of intangible assets of approximately \$0.1 million.
- (e) Represents the change in fair value of foreign currency derivatives purchased by Acadia related to (i) acquisitions in the U.K. and (ii) transfers of cash between the U.S. and U.K. under the Company's cash management and foreign currency risk management programs.
- (f) Represents severance and restructuring costs not included in transaction costs.

---


## Table of Contents

- (g) Represents non-cash charges such as loss on disposal of assets and other one-time charges.
- (h) Represents the impact of adopting ASU 2016-09 “Improvements to Employee Share-Based Payment Accounting.”
- (i) Represents an adjustment to the Company’s income tax benefit from the enactment of the Tax Cut and Jobs Act for the year ended December 31, 2017.
- (j) Represents the impact of foreign earnings translation based on the difference in the actual exchange rate for the year ended December 31, 2017 and the exchange rate used to establish Adjusted EBITDA and Adjusted EPS targets.
- (k) Represents the income tax effect of adjustments to income based on tax rates of 23.65% and 20.90% for the years ended December 31, 2017 and 2016, respectively.

ACADIA HEALTHCARE COMPANY, INC.  
 C/O BROADRIDGE CORPORATE ISSUER SOLUTIONS  
 PO BOX 1342  
 BRENTWOOD, NY 11717

Investor Address Line 1  
 Investor Address Line 2  
 Investor Address Line 3  
 Investor Address Line 4  
 Investor Address Line 5  
 John Sample  
 1234 ANYWHERE STREET  
 ANY CITY, ON A1A 1A1

1 OF 2  
 1  
 2



**VOTE BY INTERNET - www.proxyvote.com**

Use the Internet to transmit your voting instructions and for electronic delivery of information up until 11:59 P.M. Eastern Time the day before the cut-off date or meeting date. Have your proxy card in hand when you access the web site and follow the instructions to obtain your records and to create an electronic voting instruction form.

**ELECTRONIC DELIVERY OF FUTURE PROXY MATERIALS**

If you would like to reduce the costs incurred by our company in mailing proxy materials, you can consent to receiving all future proxy statements, proxy cards and annual reports electronically via e-mail or the Internet. To sign up for electronic delivery, please follow the instructions above to vote using the Internet and, when prompted, indicate that you agree to receive or access proxy materials electronically in future years.

**VOTE BY PHONE - 1-800-690-6903**

Use any touch-tone telephone to transmit your voting instructions up until 11:59 P.M. Eastern Time the day before the cut-off date or meeting date. Have your proxy card in hand when you call and then follow the instructions.

**VOTE BY MAIL**

Mark, sign and date your proxy card and return it in the postage-paid envelope we have provided or return it to Vote Processing, c/o Broadridge, 51 Mercedes Way, Edgewood, NY 11717.



<p>NAME</p> <p>THE COMPANY NAME INC. - COMMON                  THE COMPANY NAME INC. - CLASS A                  THE COMPANY NAME INC. - CLASS B                  THE COMPANY NAME INC. - CLASS C                  THE COMPANY NAME INC. - CLASS D                  THE COMPANY NAME INC. - CLASS E                  THE COMPANY NAME INC. - CLASS F                  THE COMPANY NAME INC. - 401 K</p>	<p>CONTROL # → 0000000000000000</p> <p>SHARES 123,456,789,012.12345                  123,456,789,012.12345                  123,456,789,012.12345                  123,456,789,012.12345                  123,456,789,012.12345                  123,456,789,012.12345                  123,456,789,012.12345                  123,456,789,012.12345</p> <p>PAGE 1 OF 2</p>
--	---

TO VOTE, MARK BLOCKS BELOW IN BLUE OR BLACK INK AS FOLLOWS:

KEEP THIS PORTION FOR YOUR RECORDS  
 DETACH AND RETURN THIS PORTION ONLY

THIS PROXY CARD IS VALID ONLY WHEN SIGNED AND DATED.

**The Board of Directors recommends you vote FOR the following:**

1. Election of Directors

**Nominees**

01 E. Perot Bissell	For	Against	Abstain
	<input type="checkbox"/>	<input type="checkbox"/>	<input type="checkbox"/>
02 Vicky B. Gregg	For	Against	Abstain
	<input type="checkbox"/>	<input type="checkbox"/>	<input type="checkbox"/>

**The Board of Directors recommends you vote FOR proposals 2 and 3.**

2 Advisory vote on the compensation of the Company's named executive officers as presented in the Proxy Statement.

	For	Against	Abstain
	<input type="checkbox"/>	<input type="checkbox"/>	<input type="checkbox"/>

3 Ratify the appointment of Ernst & Young LLP as the Company's independent registered public accounting firm for the fiscal year ending December 31, 2018.

	For	Against	Abstain
	<input type="checkbox"/>	<input type="checkbox"/>	<input type="checkbox"/>

**NOTE:** In their discretion, the proxies are authorized to vote upon such other business as may properly come before the meeting or any adjournment thereof.

For address change/comments, mark here.   
 (see reverse for instructions) **Yes No**

Please indicate if you plan to attend this meeting

Please sign exactly as your name(s) appear(s) hereon. When signing as attorney, executor, administrator, or other fiduciary, please give full title as such. Joint owners should each sign personally. All holders must sign. If a corporation or partnership, please sign in full corporate or partnership name by authorized officer.

Investor Address Line 1  
 Investor Address Line 2  
 Investor Address Line 3  
 Investor Address Line 4  
 Investor Address Line 5  
 John Sample  
 1234 ANYWHERE STREET  
 ANY CITY, ON A1A 1A1

Signature [PLEASE SIGN WITHIN BOX]	Date	JOB #	Signature (Joint Owners)	Date	SHARES CUSIP # SEQUENCE #
------------------------------------	------	-------	--------------------------	------	---------------------------------

0000363372\_1 R1.0.1.17

02 0000000000




**Important Notice Regarding the Availability of Proxy Materials for the Annual Meeting:** The Notice & Proxy Statement and Annual Report are available at [www.proxyvote.com](http://www.proxyvote.com)

---

**ACADIA HEALTHCARE COMPANY, INC.**

**REVOCABLE PROXY  
2018 ANNUAL MEETING OF STOCKHOLDERS**



Important Notice Regarding the Availability of Proxy Materials for the Annual Meeting of Stockholders to Be Held on May 3, 2018: The Notice & Proxy Statement and the Company's 2017 Annual Report to Stockholders are available at [www.proxyvote.com](http://www.proxyvote.com).

The undersigned hereby appoints Brent Turner and Christopher L. Howard, and either of them, as proxies, with full power of substitution and resubstitution, to vote all of the shares of Common Stock that the undersigned is entitled to vote at the annual meeting of stockholders of Acadia Healthcare Company, Inc., to be held at 6100 Tower Circle, Suite 1000, Franklin, Tennessee 37067, on Thursday, May 3, 2018, at 9:30 a.m. (Central Time), and at any adjournment thereof.

**This proxy is being solicited by the Board of Directors and will be voted as specified. If not otherwise specified, the above named proxies will vote (a) FOR the election as directors of the nominees named on the reverse side and (b) FOR each of proposals 2 and 3.**

**Address change/comments:**

_____
_____
_____

(If you noted any Address Changes and/or Comments above, please mark corresponding box on the reverse side.)

**Continued and to be signed on reverse side**